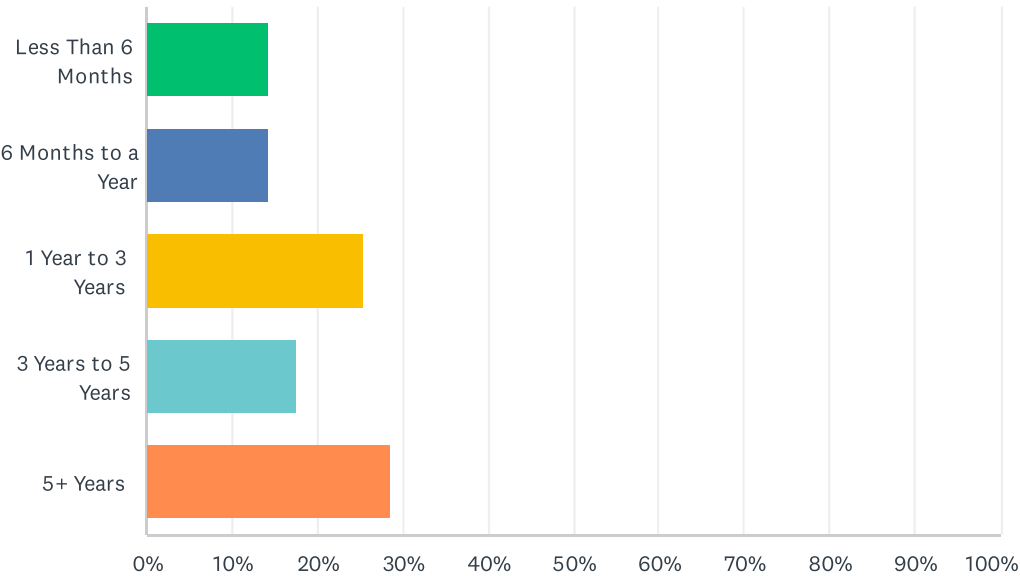


# Q1 How Long Have You Been Working At PSL Services/STRIVE?

Answered: 63    Skipped: 0



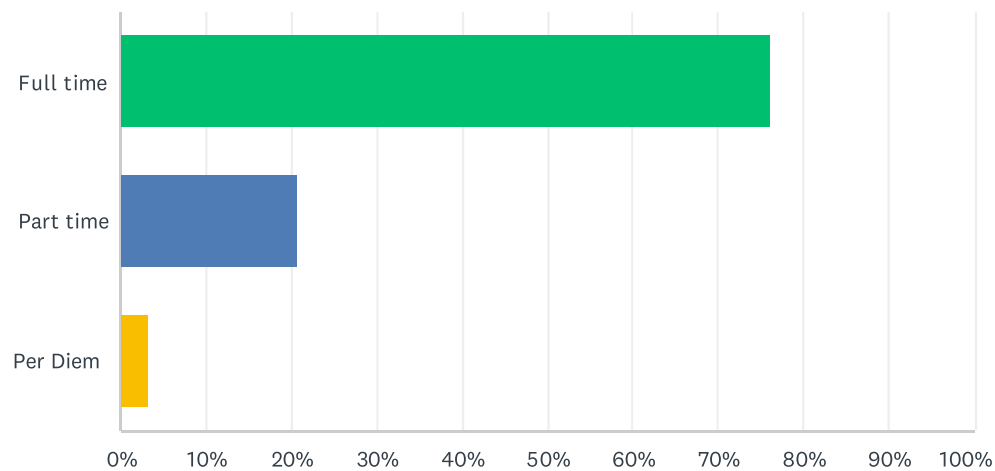
| ANSWER CHOICES     | RESPONSES |    |
|--------------------|-----------|----|
| Less Than 6 Months | 14.29%    | 9  |
| 6 Months to a Year | 14.29%    | 9  |
| 1 Year to 3 Years  | 25.40%    | 16 |
| 3 Years to 5 Years | 17.46%    | 11 |
| 5+ Years           | 28.57%    | 18 |
| TOTAL              |           | 63 |

## Q2 What makes you stay with PSL Services/STRIVE?

Answered: 63   Skipped: 0

Q3 What Is Your Current Employment Status?

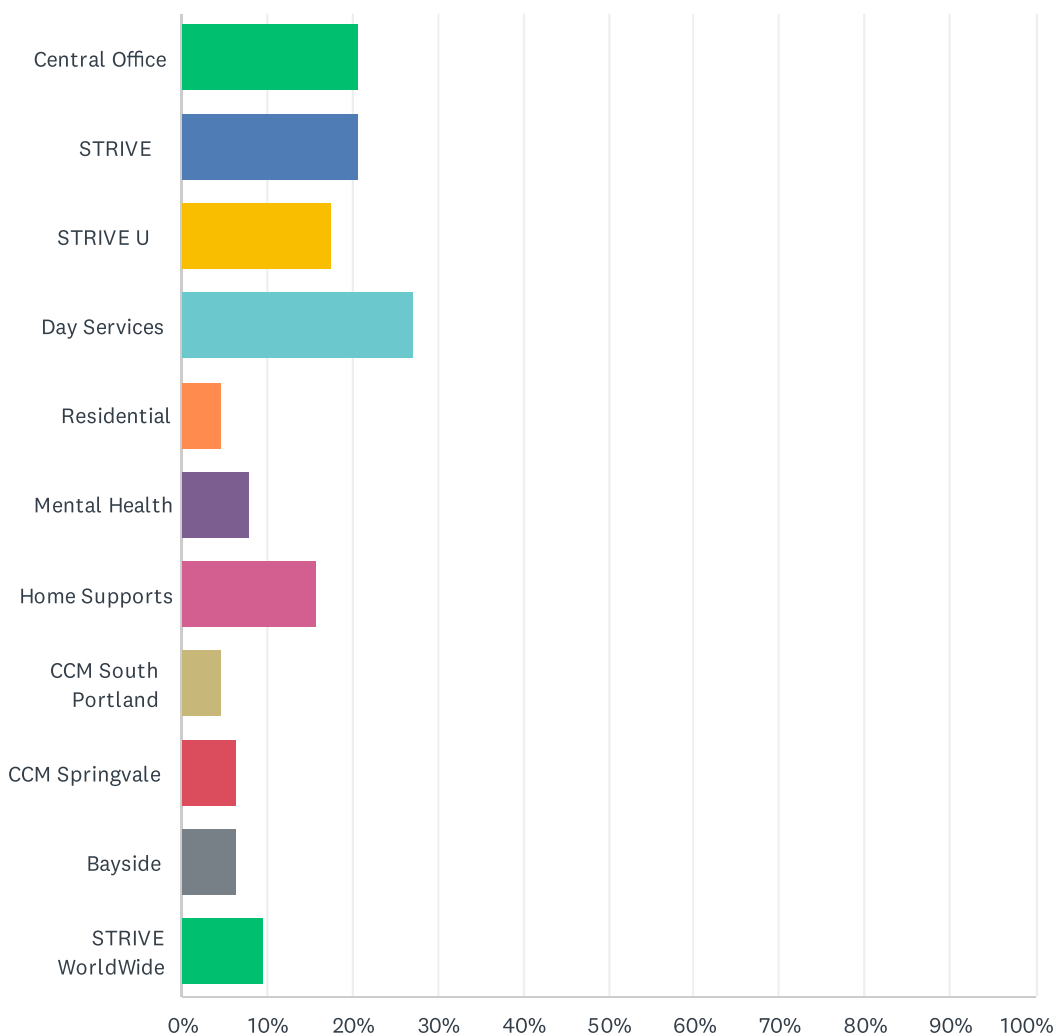
Answered: 63    Skipped: 0



| ANSWER CHOICES | RESPONSES |    |
|----------------|-----------|----|
| Full time      | 76.19%    | 48 |
| Part time      | 20.63%    | 13 |
| Per Diem       | 3.17%     | 2  |
| TOTAL          |           | 63 |

## Q4 what is Your Work Location? (Check all that apply)

Answered: 63 Skipped: 0

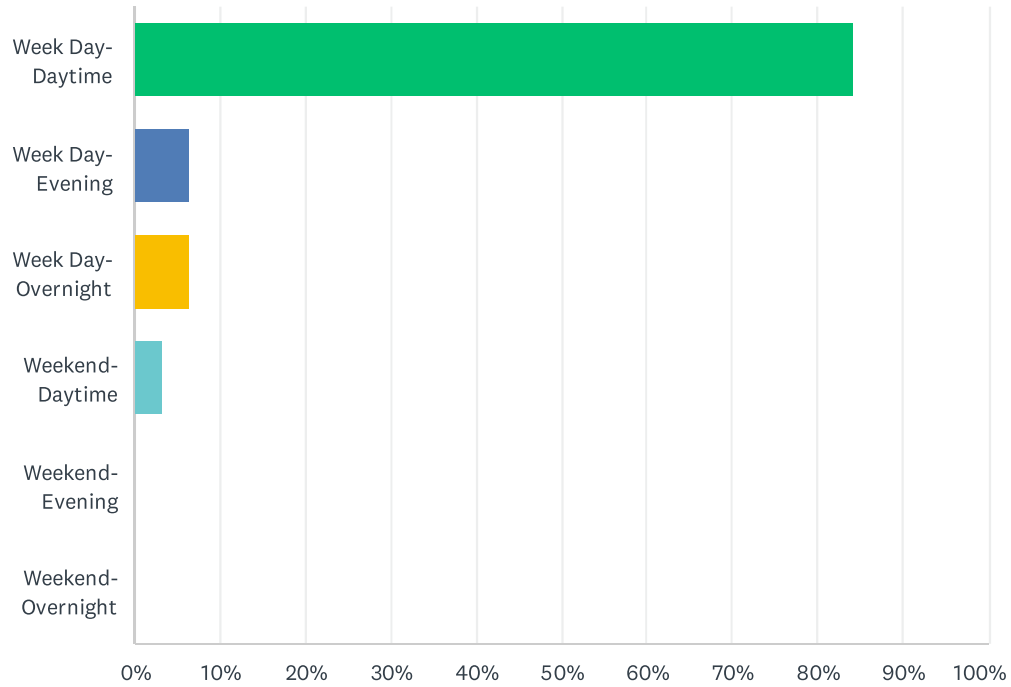


## Employee Satisfaction Survey 2025

| ANSWER CHOICES        | RESPONSES |    |
|-----------------------|-----------|----|
| Central Office        | 20.63%    | 13 |
| STRIVE                | 20.63%    | 13 |
| STRIVE U              | 17.46%    | 11 |
| Day Services          | 26.98%    | 17 |
| Residential           | 4.76%     | 3  |
| Mental Health         | 7.94%     | 5  |
| Home Supports         | 15.87%    | 10 |
| CCM South Portland    | 4.76%     | 3  |
| CCM Springvale        | 6.35%     | 4  |
| Bayside               | 6.35%     | 4  |
| STRIVE WorldWide      | 9.52%     | 6  |
| Total Respondents: 63 |           |    |

## Q5 Which Shift Do you Primarily Work?(Please choose option that most closely matches)

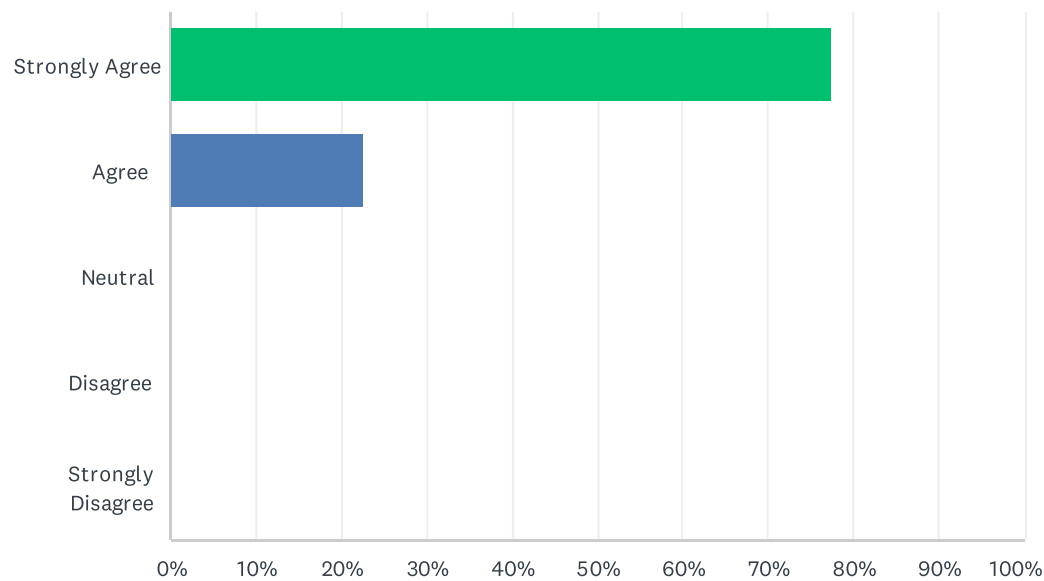
Answered: 63 Skipped: 0



| ANSWER CHOICES      | RESPONSES |    |
|---------------------|-----------|----|
| Week Day- Daytime   | 84.13%    | 53 |
| Week Day- Evening   | 6.35%     | 4  |
| Week Day- Overnight | 6.35%     | 4  |
| Weekend- Daytime    | 3.17%     | 2  |
| Weekend- Evening    | 0.00%     | 0  |
| Weekend- Overnight  | 0.00%     | 0  |
| TOTAL               |           | 63 |

Q6 I like my job.

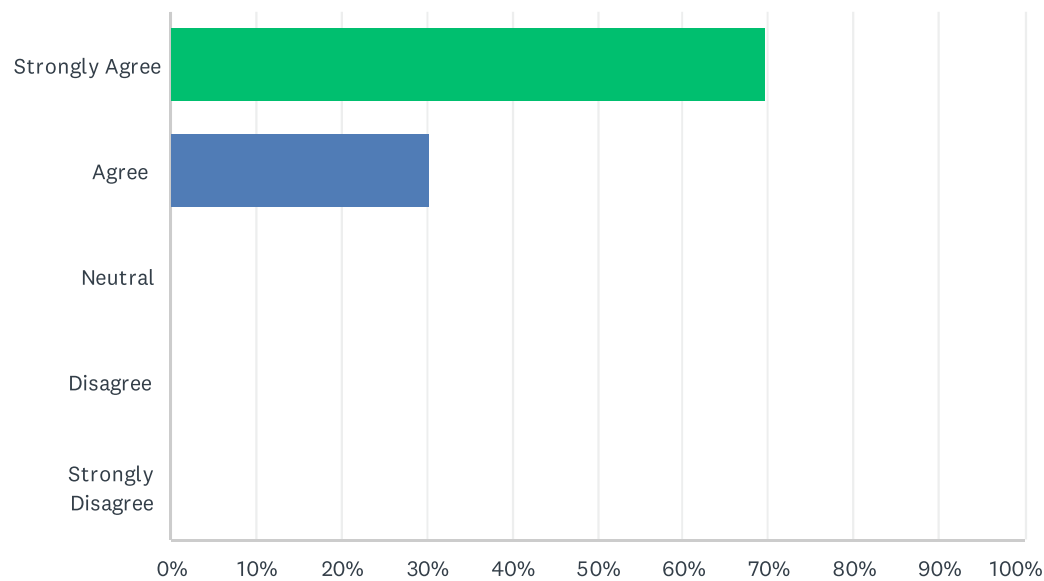
Answered: 53    Skipped: 10



| ANSWER CHOICES    | RESPONSES |    |
|-------------------|-----------|----|
| Strongly Agree    | 77.36%    | 41 |
| Agree             | 22.64%    | 12 |
| Neutral           | 0.00%     | 0  |
| Disagree          | 0.00%     | 0  |
| Strongly Disagree | 0.00%     | 0  |
| TOTAL             |           | 53 |

Q7 I am productive in my job.

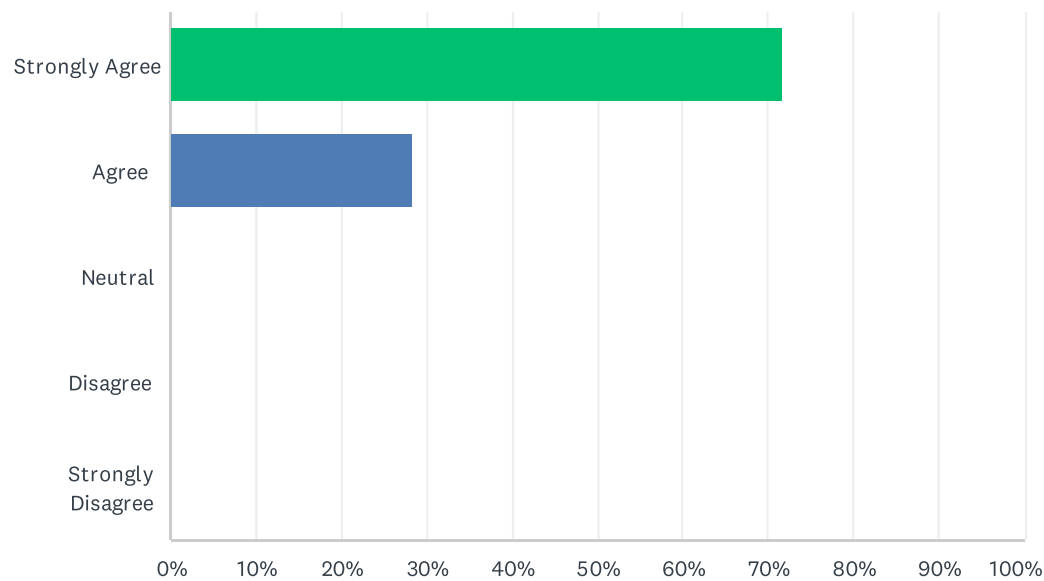
Answered: 53    Skipped: 10



| ANSWER CHOICES    | RESPONSES |    |
|-------------------|-----------|----|
| Strongly Agree    | 69.81%    | 37 |
| Agree             | 30.19%    | 16 |
| Neutral           | 0.00%     | 0  |
| Disagree          | 0.00%     | 0  |
| Strongly Disagree | 0.00%     | 0  |
| TOTAL             |           | 53 |

Q8 I clearly understand the expectations of my job.

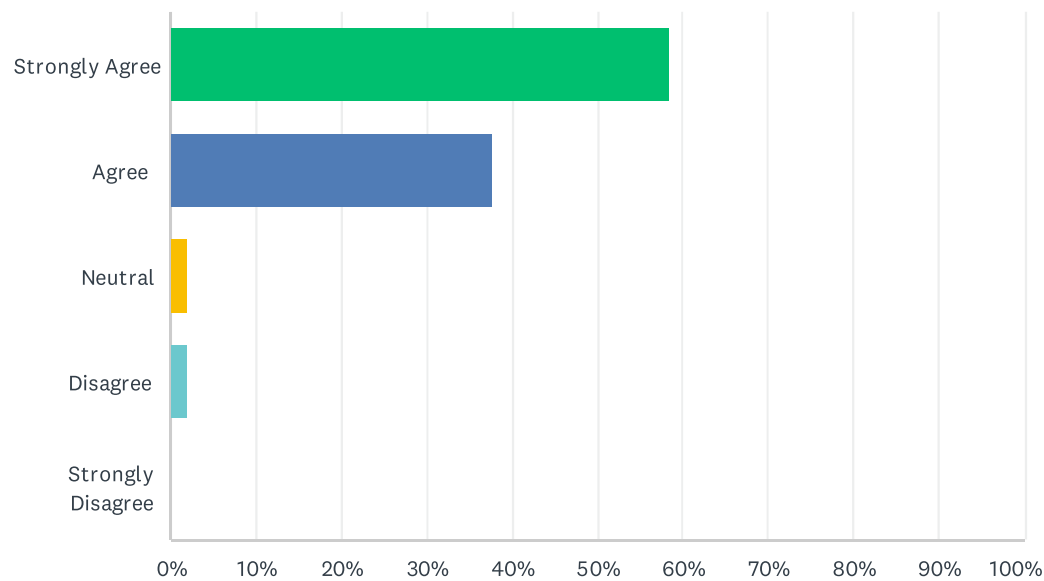
Answered: 53    Skipped: 10



| ANSWER CHOICES    |  | RESPONSES |    |
|-------------------|--|-----------|----|
| Strongly Agree    |  | 71.70%    | 38 |
| Agree             |  | 28.30%    | 15 |
| Neutral           |  | 0.00%     | 0  |
| Disagree          |  | 0.00%     | 0  |
| Strongly Disagree |  | 0.00%     | 0  |
| TOTAL             |  |           | 53 |

Q9 I have the information I need to do my job well.

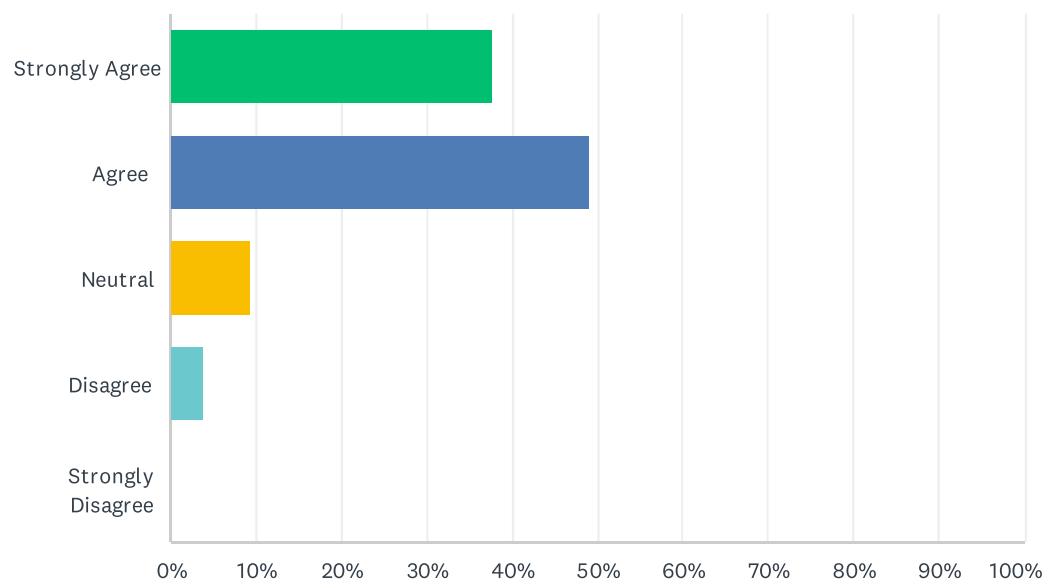
Answered: 53    Skipped: 10



| ANSWER CHOICES    | RESPONSES |    |
|-------------------|-----------|----|
| Strongly Agree    | 58.49%    | 31 |
| Agree             | 37.74%    | 20 |
| Neutral           | 1.89%     | 1  |
| Disagree          | 1.89%     | 1  |
| Strongly Disagree | 0.00%     | 0  |
| TOTAL             |           | 53 |

Q10 The workload expected of me is realistic.

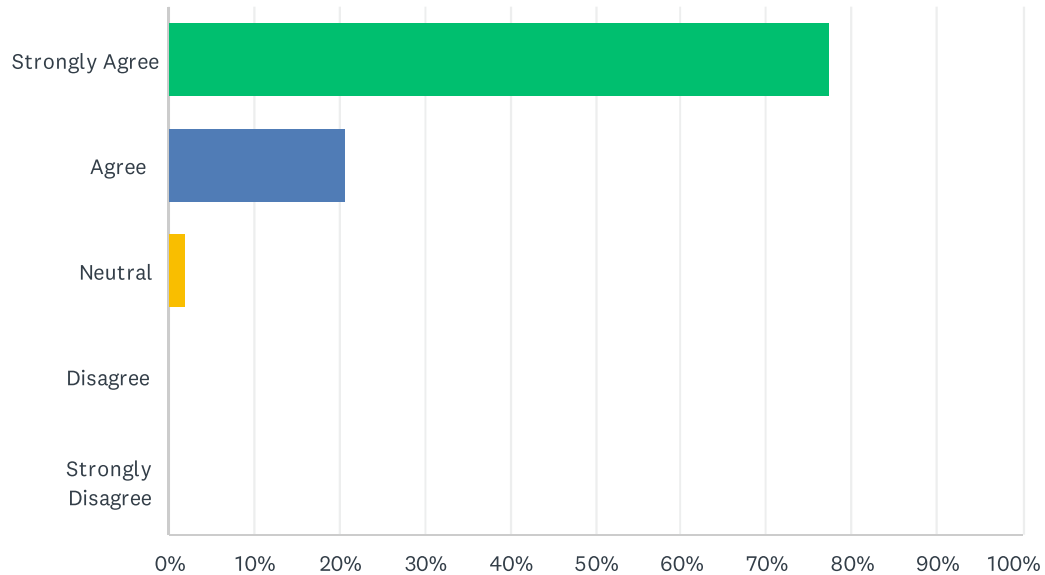
Answered: 53    Skipped: 10



| ANSWER CHOICES    | RESPONSES |    |
|-------------------|-----------|----|
| Strongly Agree    | 37.74%    | 20 |
| Agree             | 49.06%    | 26 |
| Neutral           | 9.43%     | 5  |
| Disagree          | 3.77%     | 2  |
| Strongly Disagree | 0.00%     | 0  |
| TOTAL             |           | 53 |

## Q11 I know where to go or whom to ask if I have a question about my duties.

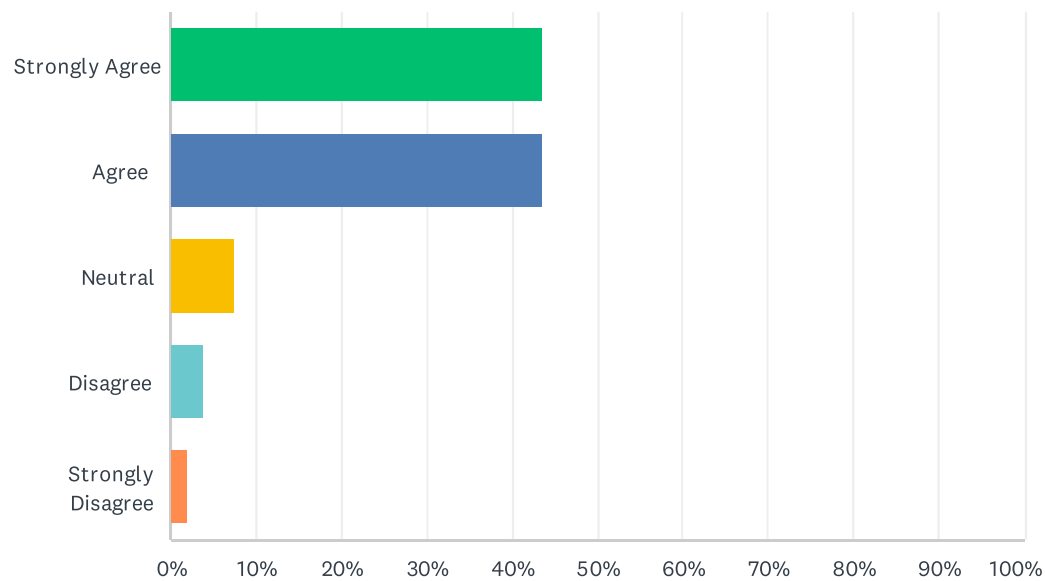
Answered: 53   Skipped: 10



| ANSWER CHOICES    | RESPONSES |    |
|-------------------|-----------|----|
| Strongly Agree    | 77.36%    | 41 |
| Agree             | 20.75%    | 11 |
| Neutral           | 1.89%     | 1  |
| Disagree          | 0.00%     | 0  |
| Strongly Disagree | 0.00%     | 0  |
| TOTAL             |           | 53 |

Q12 I am involved in making decisions that affect my job.

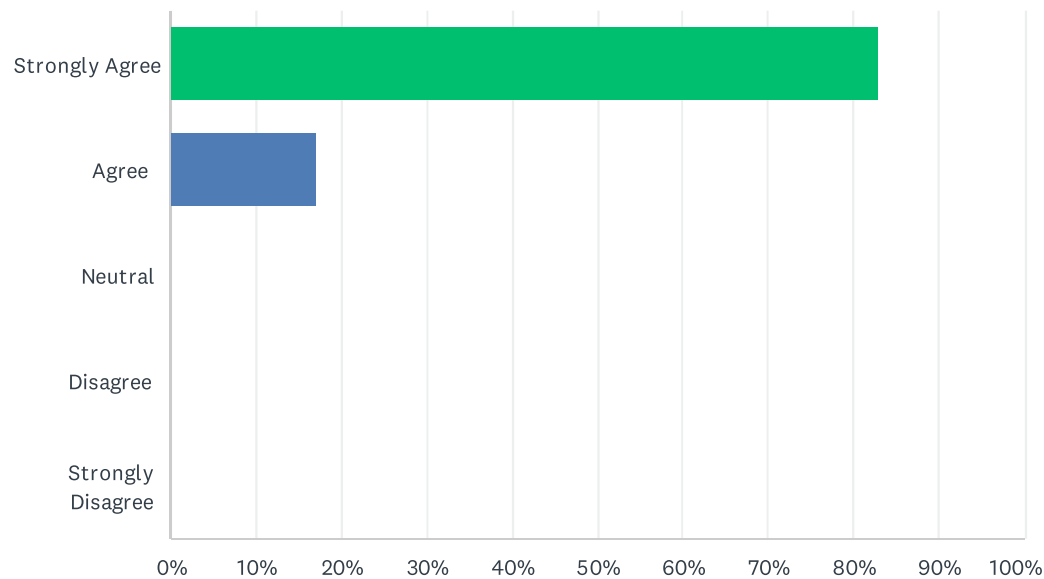
Answered: 53    Skipped: 10



| ANSWER CHOICES    | RESPONSES |    |
|-------------------|-----------|----|
| Strongly Agree    | 43.40%    | 23 |
| Agree             | 43.40%    | 23 |
| Neutral           | 7.55%     | 4  |
| Disagree          | 3.77%     | 2  |
| Strongly Disagree | 1.89%     | 1  |
| TOTAL             |           | 53 |

Q13 I have a clear understanding of the company’s mission, vision, values and objectives.

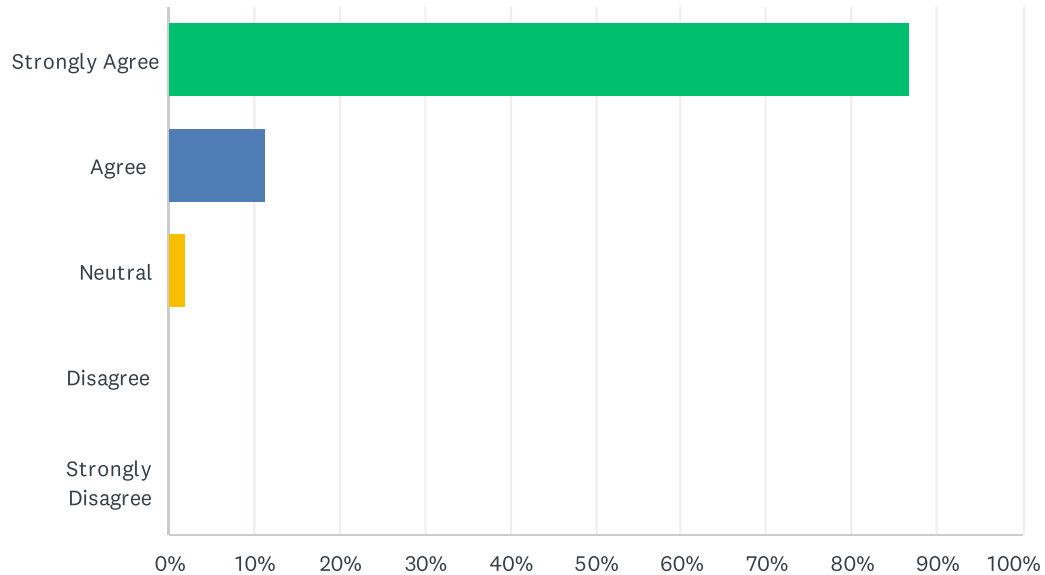
Answered: 53    Skipped: 10



| ANSWER CHOICES    | RESPONSES |    |
|-------------------|-----------|----|
| Strongly Agree    | 83.02%    | 44 |
| Agree             | 16.98%    | 9  |
| Neutral           | 0.00%     | 0  |
| Disagree          | 0.00%     | 0  |
| Strongly Disagree | 0.00%     | 0  |
| TOTAL             |           | 53 |

## Q14 I understand how my efforts contribute to PSL Services/STRIVE's mission.

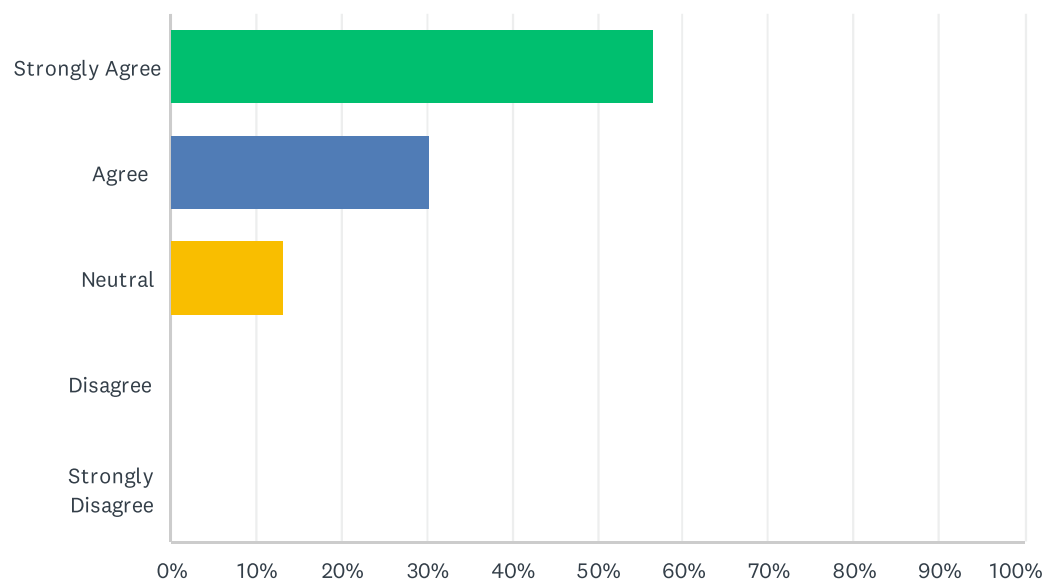
Answered: 53   Skipped: 10



| ANSWER CHOICES    | RESPONSES |    |
|-------------------|-----------|----|
| Strongly Agree    | 86.79%    | 46 |
| Agree             | 11.32%    | 6  |
| Neutral           | 1.89%     | 1  |
| Disagree          | 0.00%     | 0  |
| Strongly Disagree | 0.00%     | 0  |
| TOTAL             |           | 53 |

Q15 The performance appraisal process is fair and consistent

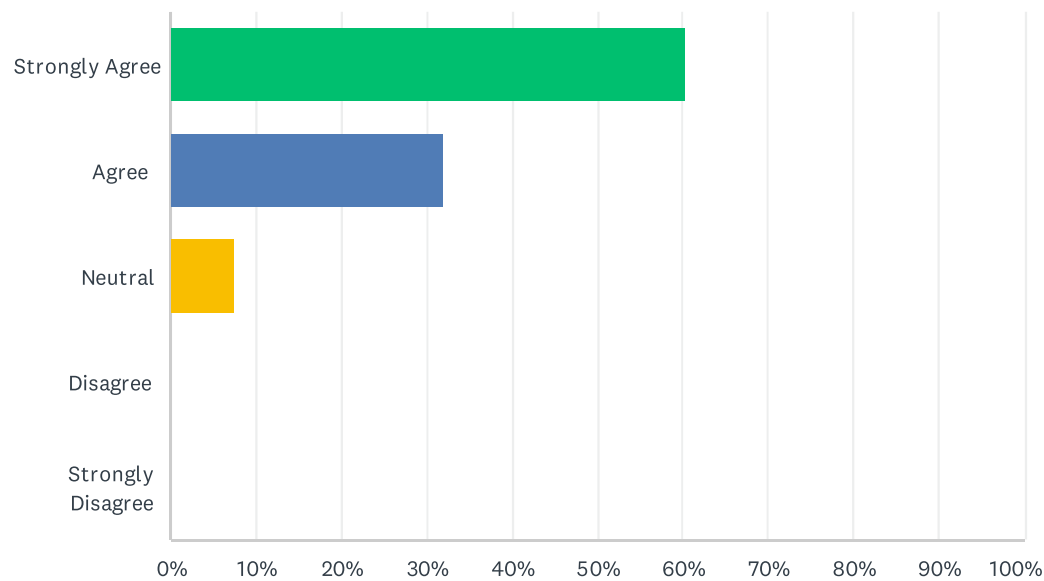
Answered: 53    Skipped: 10



| ANSWER CHOICES    | RESPONSES |    |
|-------------------|-----------|----|
| Strongly Agree    | 56.60%    | 30 |
| Agree             | 30.19%    | 16 |
| Neutral           | 13.21%    | 7  |
| Disagree          | 0.00%     | 0  |
| Strongly Disagree | 0.00%     | 0  |
| TOTAL             |           | 53 |

Q16 I receive adequate feedback on performance.

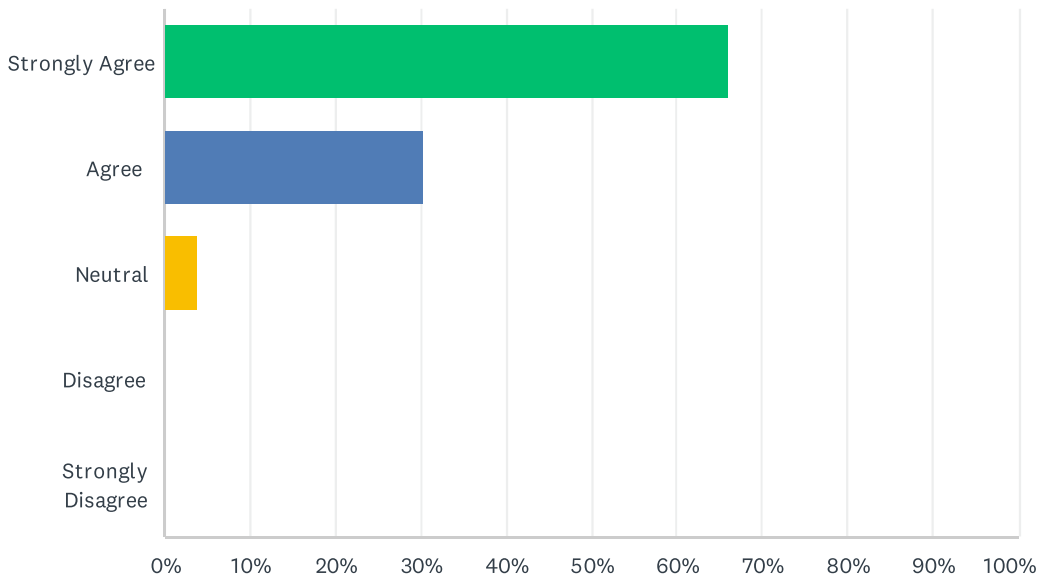
Answered: 53    Skipped: 10



| ANSWER CHOICES    | RESPONSES |    |
|-------------------|-----------|----|
| Strongly Agree    | 60.38%    | 32 |
| Agree             | 32.08%    | 17 |
| Neutral           | 7.55%     | 4  |
| Disagree          | 0.00%     | 0  |
| Strongly Disagree | 0.00%     | 0  |
| TOTAL             |           | 53 |

Q17 My supervisor recognizes me for the work I do.

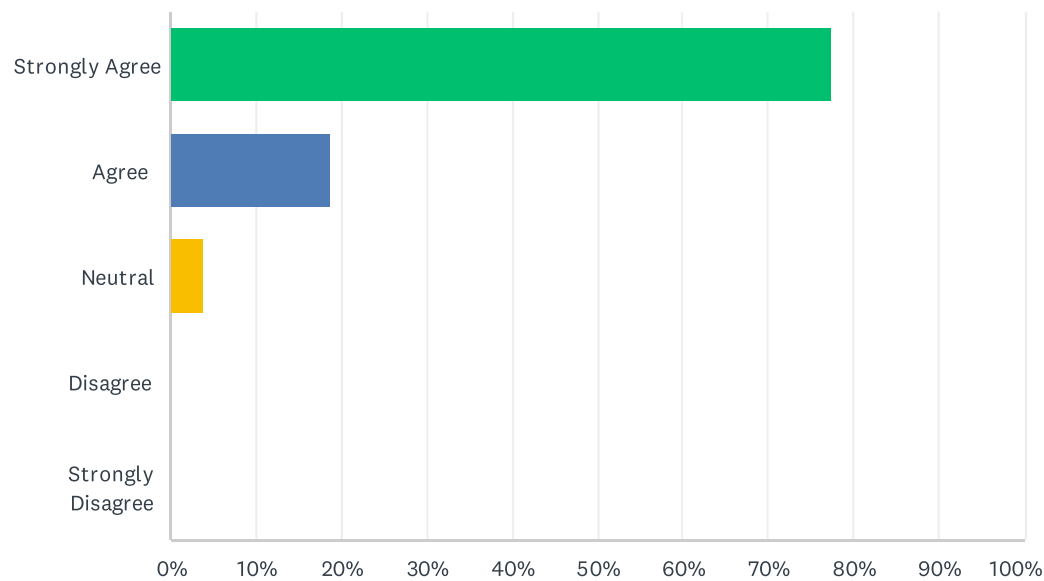
Answered: 53    Skipped: 10



| ANSWER CHOICES    | RESPONSES |    |
|-------------------|-----------|----|
| Strongly Agree    | 66.04%    | 35 |
| Agree             | 30.19%    | 16 |
| Neutral           | 3.77%     | 2  |
| Disagree          | 0.00%     | 0  |
| Strongly Disagree | 0.00%     | 0  |
| TOTAL             |           | 53 |

Q18 My supervisor is fair and honest.

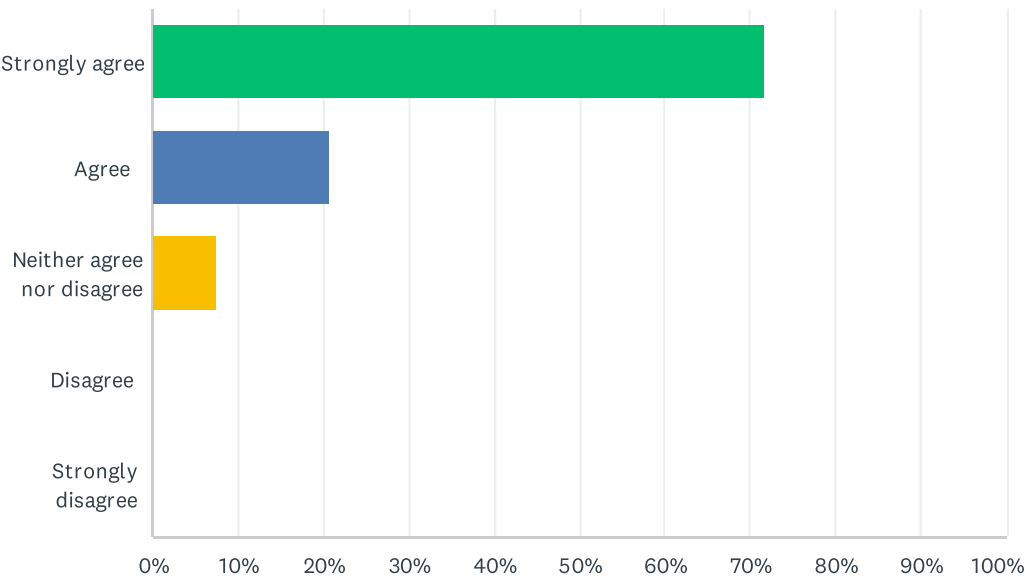
Answered: 53    Skipped: 10



| ANSWER CHOICES    | RESPONSES |    |
|-------------------|-----------|----|
| Strongly Agree    | 77.36%    | 41 |
| Agree             | 18.87%    | 10 |
| Neutral           | 3.77%     | 2  |
| Disagree          | 0.00%     | 0  |
| Strongly Disagree | 0.00%     | 0  |
| TOTAL             |           | 53 |

Q19 My supervisor provides me with regular supervisions.

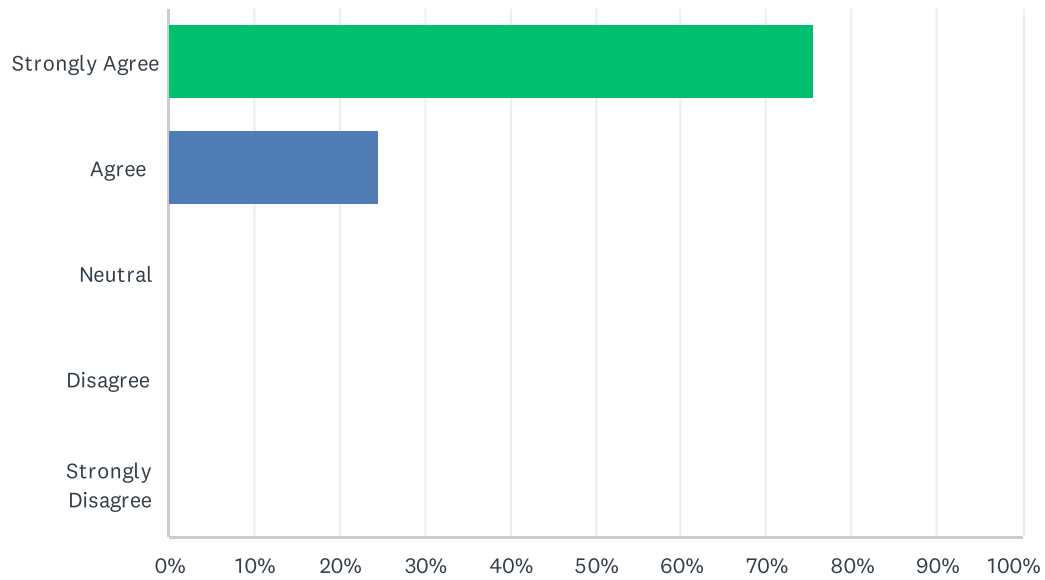
Answered: 53    Skipped: 10



| ANSWER CHOICES             | RESPONSES |    |
|----------------------------|-----------|----|
| Strongly agree             | 71.70%    | 38 |
| Agree                      | 20.75%    | 11 |
| Neither agree nor disagree | 7.55%     | 4  |
| Disagree                   | 0.00%     | 0  |
| Strongly disagree          | 0.00%     | 0  |
| TOTAL                      |           | 53 |

## Q20 My supervisor is knowledgeable of the company's policies.

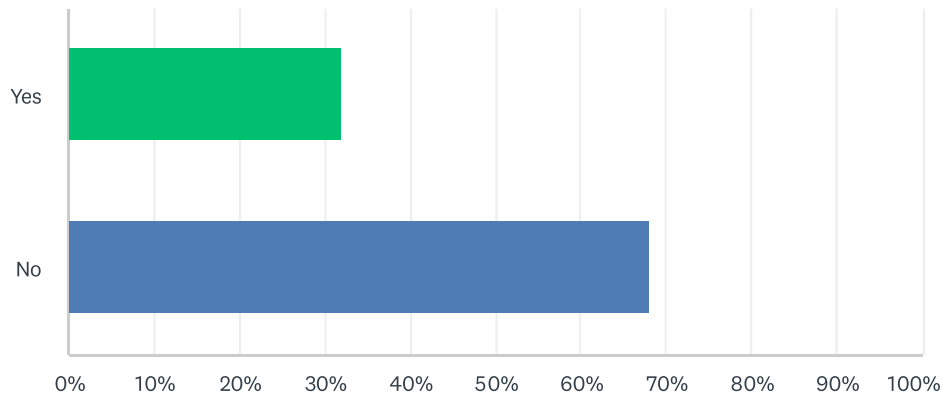
Answered: 53 Skipped: 10



| ANSWER CHOICES    | RESPONSES |    |
|-------------------|-----------|----|
| Strongly Agree    | 75.47%    | 40 |
| Agree             | 24.53%    | 13 |
| Neutral           | 0.00%     | 0  |
| Disagree          | 0.00%     | 0  |
| Strongly Disagree | 0.00%     | 0  |
| TOTAL             |           | 53 |

## Q21 Would you be interested in attending weekend trainings?

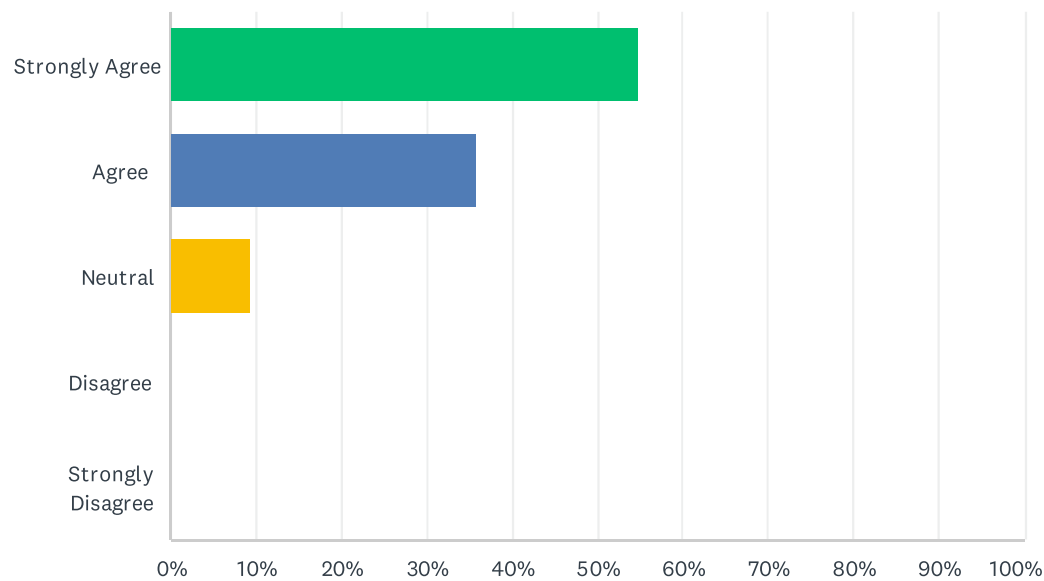
Answered: 53 Skipped: 10



| ANSWER CHOICES | RESPONSES |    |
|----------------|-----------|----|
| Yes            | 32.08%    | 17 |
| No             | 67.92%    | 36 |
| TOTAL          |           | 53 |

Q22 I get the training that I need.

Answered: 53    Skipped: 10



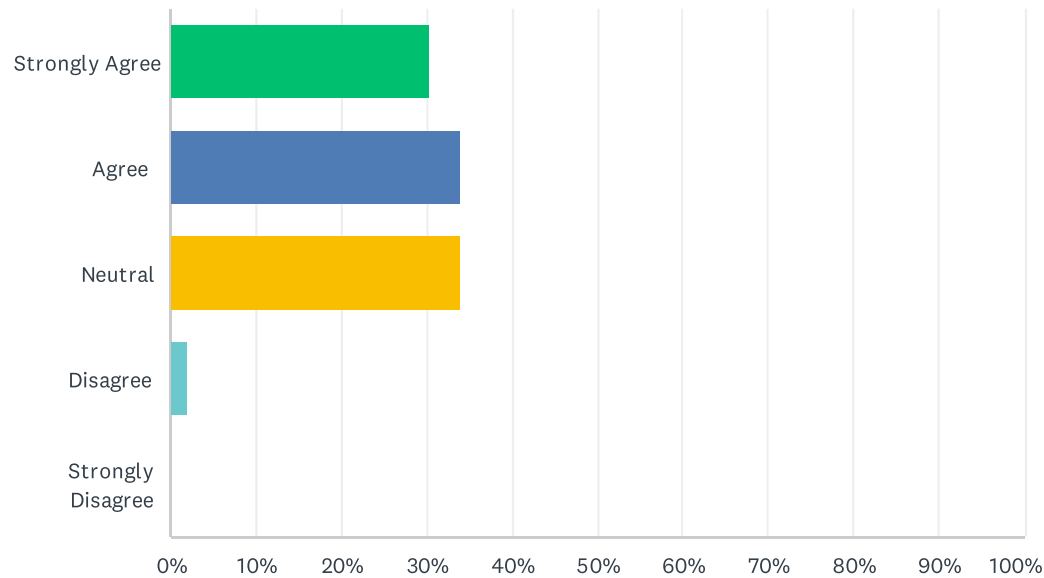
| ANSWER CHOICES    | RESPONSES |    |
|-------------------|-----------|----|
| Strongly Agree    | 54.72%    | 29 |
| Agree             | 35.85%    | 19 |
| Neutral           | 9.43%     | 5  |
| Disagree          | 0.00%     | 0  |
| Strongly Disagree | 0.00%     | 0  |
| TOTAL             |           | 53 |

Q23 What other training and/or skill development opportunities would you like to see offered by PSL Services/STRIVE? Are there any changes you would recommend to our training program?

Answered: 30   Skipped: 33

Q24 I have opportunities for advancement.

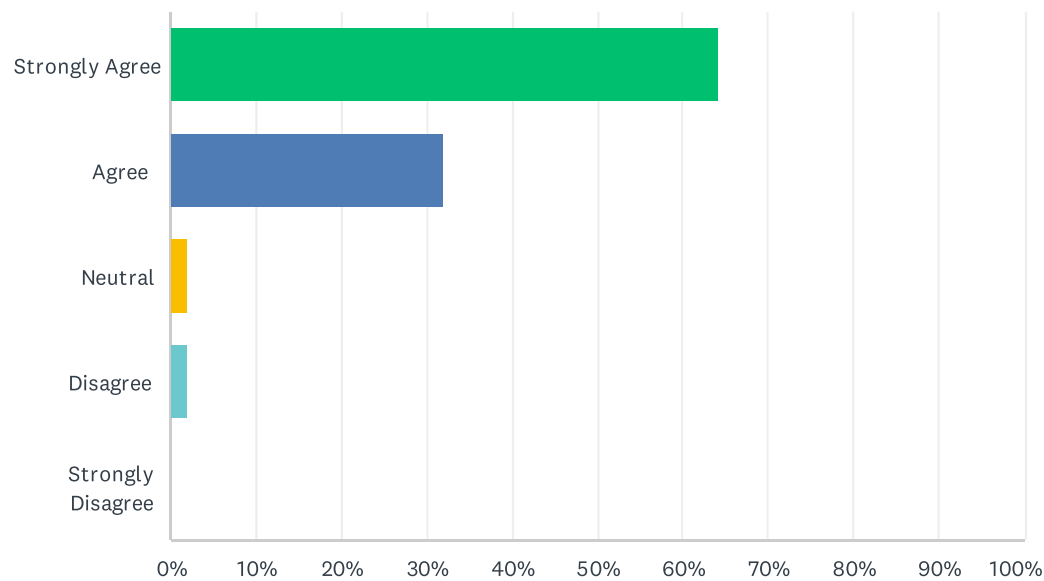
Answered: 53    Skipped: 10



| ANSWER CHOICES    | RESPONSES |    |
|-------------------|-----------|----|
| Strongly Agree    | 30.19%    | 16 |
| Agree             | 33.96%    | 18 |
| Neutral           | 33.96%    | 18 |
| Disagree          | 1.89%     | 1  |
| Strongly Disagree | 0.00%     | 0  |
| TOTAL             |           | 53 |

Q25 I feel safe while performing my job.

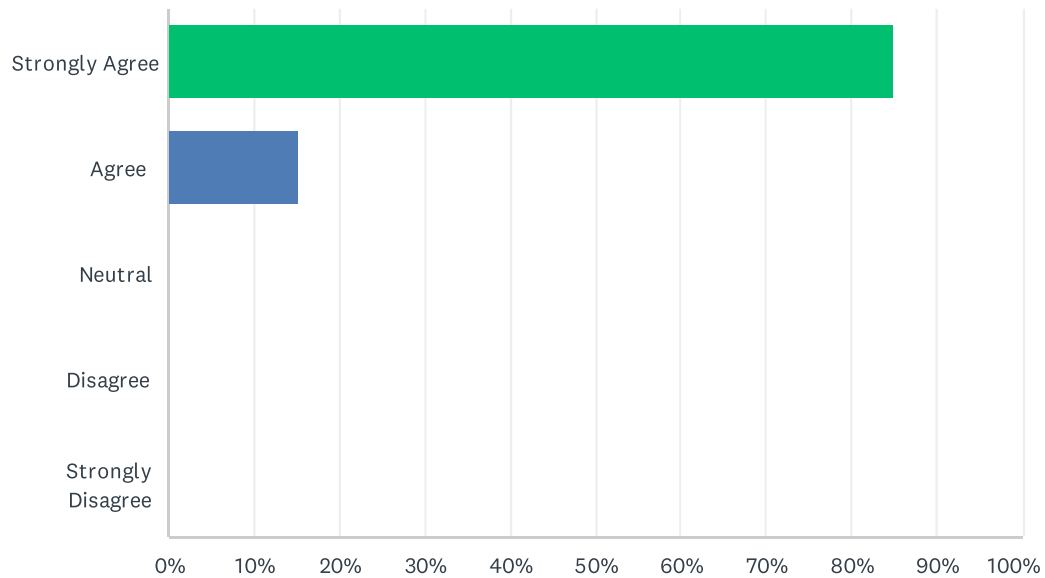
Answered: 53    Skipped: 10



| ANSWER CHOICES    | RESPONSES |    |
|-------------------|-----------|----|
| Strongly Agree    | 64.15%    | 34 |
| Agree             | 32.08%    | 17 |
| Neutral           | 1.89%     | 1  |
| Disagree          | 1.89%     | 1  |
| Strongly Disagree | 0.00%     | 0  |
| TOTAL             |           | 53 |

## Q26 I am proud to work at PSL Services/STRIVE.

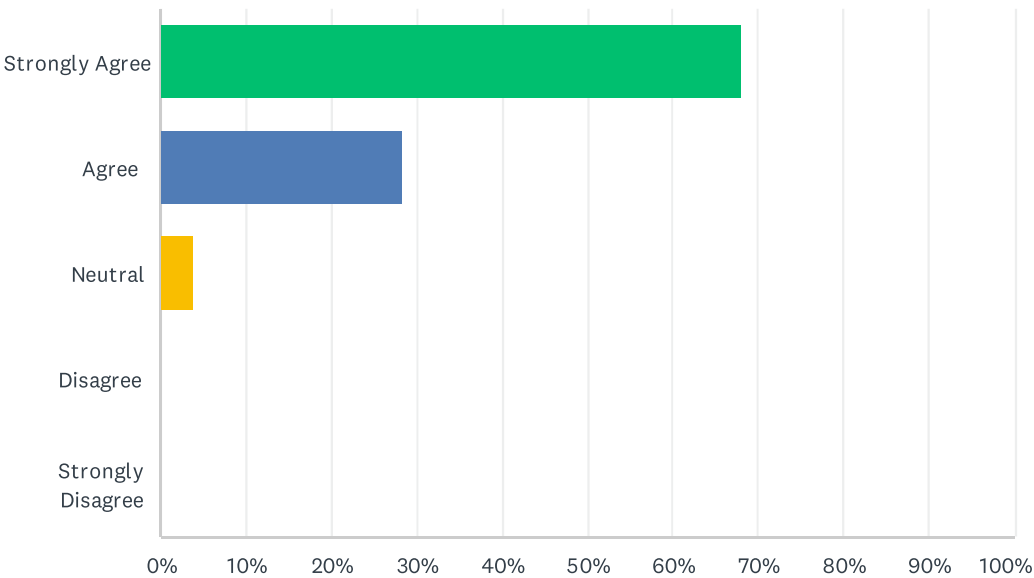
Answered: 53 Skipped: 10



| ANSWER CHOICES    | RESPONSES |    |
|-------------------|-----------|----|
| Strongly Agree    | 84.91%    | 45 |
| Agree             | 15.09%    | 8  |
| Neutral           | 0.00%     | 0  |
| Disagree          | 0.00%     | 0  |
| Strongly Disagree | 0.00%     | 0  |
| TOTAL             |           | 53 |

Q27 My supervisor pays attention to my ideas or suggestions.

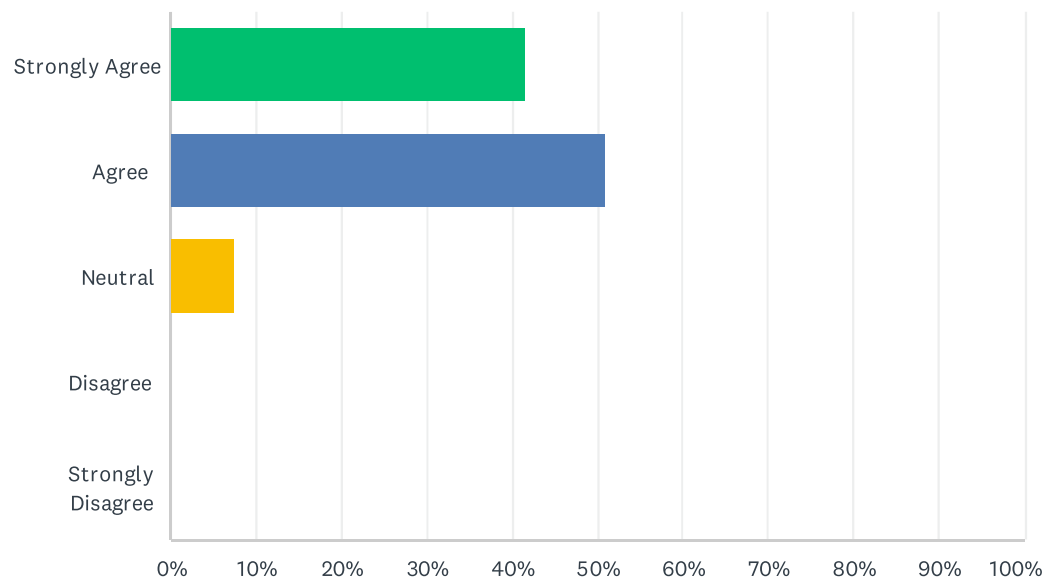
Answered: 53    Skipped: 10



| ANSWER CHOICES    | RESPONSES |    |
|-------------------|-----------|----|
| Strongly Agree    | 67.92%    | 36 |
| Agree             | 28.30%    | 15 |
| Neutral           | 3.77%     | 2  |
| Disagree          | 0.00%     | 0  |
| Strongly Disagree | 0.00%     | 0  |
| TOTAL             |           | 53 |

Q28 I am optimistic about my future growth and success in the company.

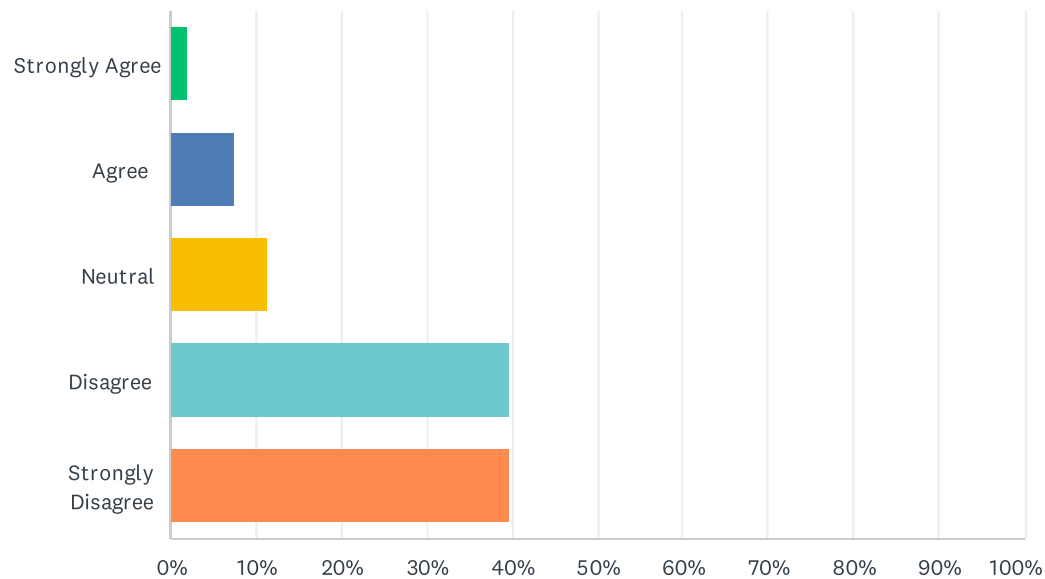
Answered: 53    Skipped: 10



| ANSWER CHOICES    | RESPONSES |    |
|-------------------|-----------|----|
| Strongly Agree    | 41.51%    | 22 |
| Agree             | 50.94%    | 27 |
| Neutral           | 7.55%     | 4  |
| Disagree          | 0.00%     | 0  |
| Strongly Disagree | 0.00%     | 0  |
| TOTAL             |           | 53 |

Q29 I have seriously considered looking for a new job in the last few months.

Answered: 53    Skipped: 10



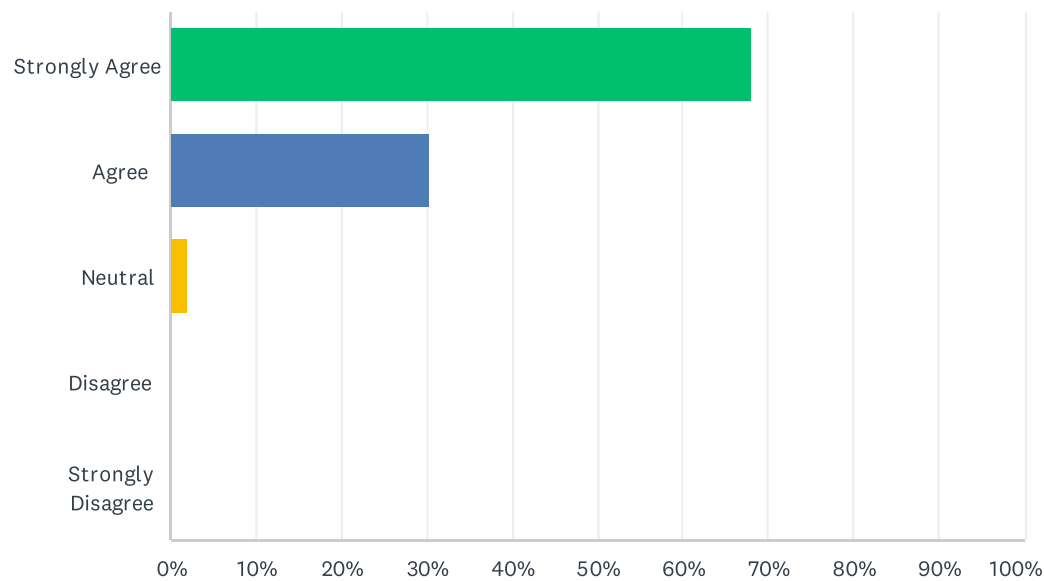
| ANSWER CHOICES    | RESPONSES |    |
|-------------------|-----------|----|
| Strongly Agree    | 1.89%     | 1  |
| Agree             | 7.55%     | 4  |
| Neutral           | 11.32%    | 6  |
| Disagree          | 39.62%    | 21 |
| Strongly Disagree | 39.62%    | 21 |
| TOTAL             |           | 53 |

## Q30 What can we do to keep you here?

Answered: 53   Skipped: 10

Q31 I have a healthy relationship with co-workers.

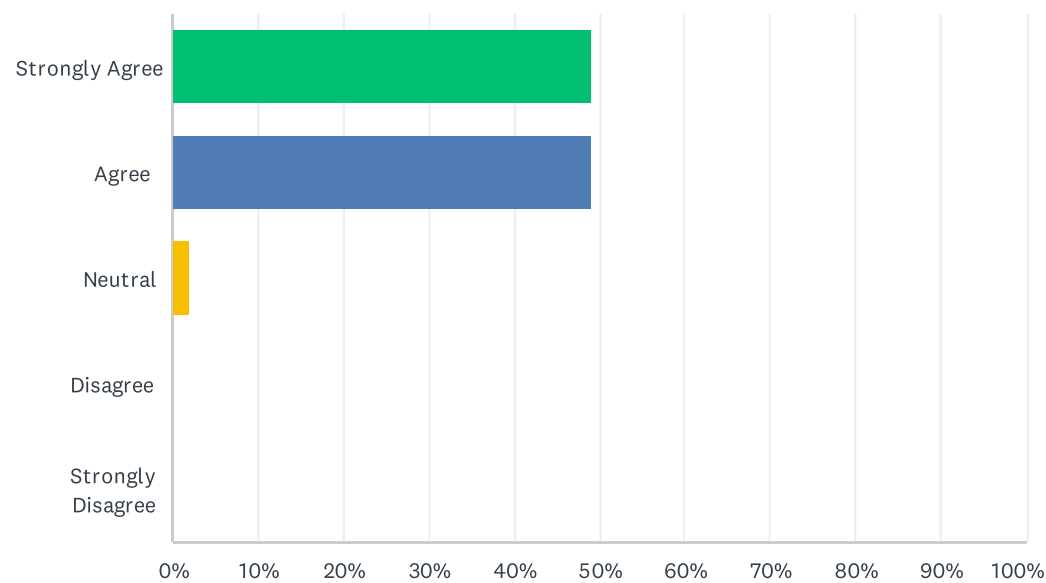
Answered: 53    Skipped: 10



| ANSWER CHOICES    | RESPONSES |    |
|-------------------|-----------|----|
| Strongly Agree    | 67.92%    | 36 |
| Agree             | 30.19%    | 16 |
| Neutral           | 1.89%     | 1  |
| Disagree          | 0.00%     | 0  |
| Strongly Disagree | 0.00%     | 0  |
| TOTAL             |           | 53 |

Q32 I believe the morale among my co-workers is positive.

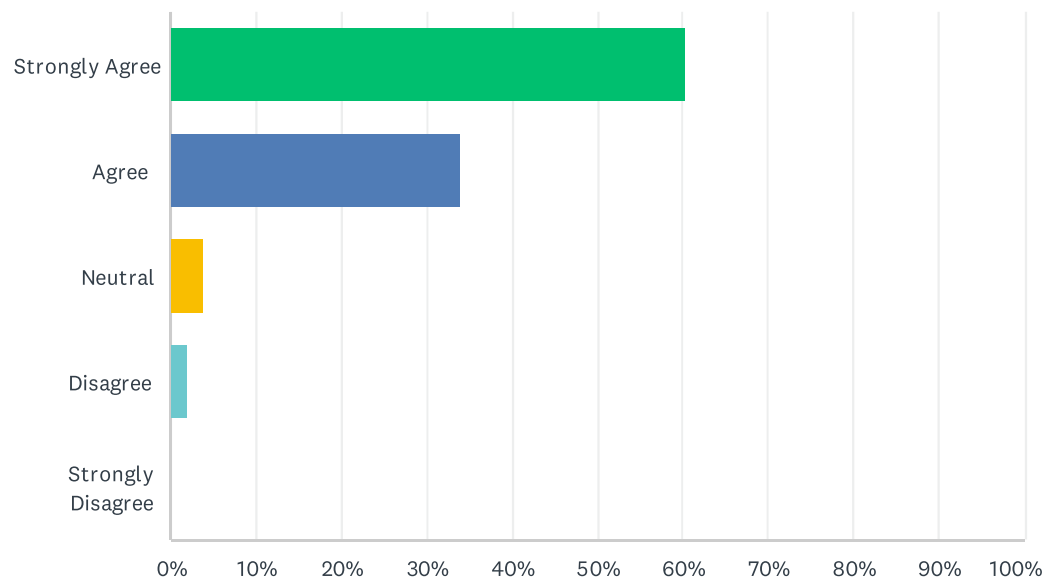
Answered: 53    Skipped: 10



| ANSWER CHOICES    | RESPONSES |    |
|-------------------|-----------|----|
| Strongly Agree    | 49.06%    | 26 |
| Agree             | 49.06%    | 26 |
| Neutral           | 1.89%     | 1  |
| Disagree          | 0.00%     | 0  |
| Strongly Disagree | 0.00%     | 0  |
| TOTAL             |           | 53 |

Q33 I feel comfortable reporting concerns.

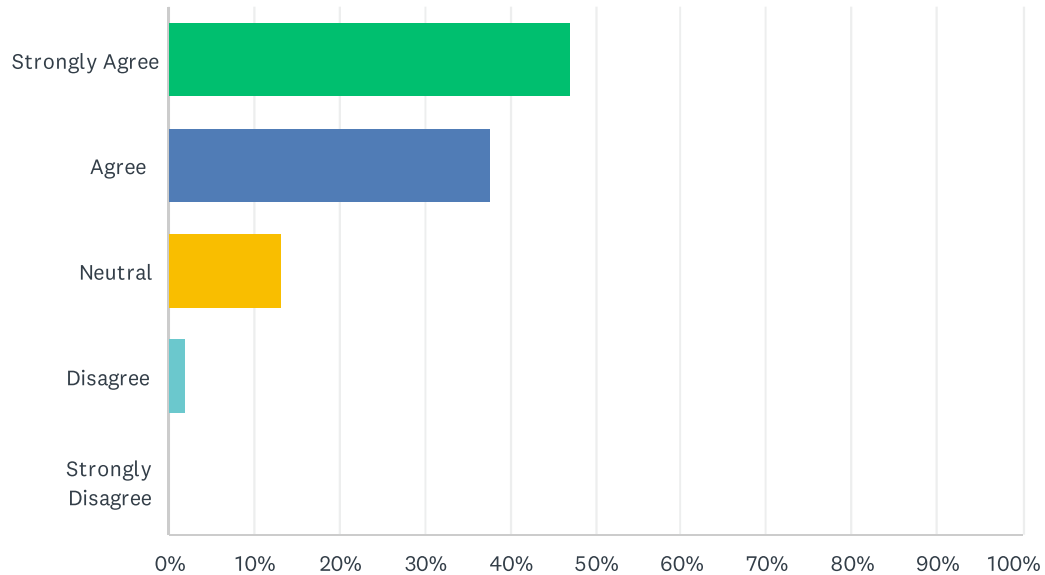
Answered: 53    Skipped: 10



| ANSWER CHOICES    | RESPONSES |    |
|-------------------|-----------|----|
| Strongly Agree    | 60.38%    | 32 |
| Agree             | 33.96%    | 18 |
| Neutral           | 3.77%     | 2  |
| Disagree          | 1.89%     | 1  |
| Strongly Disagree | 0.00%     | 0  |
| TOTAL             |           | 53 |

### Q34 Employee workplace issues are addressed in a manner that fairly resolves them.

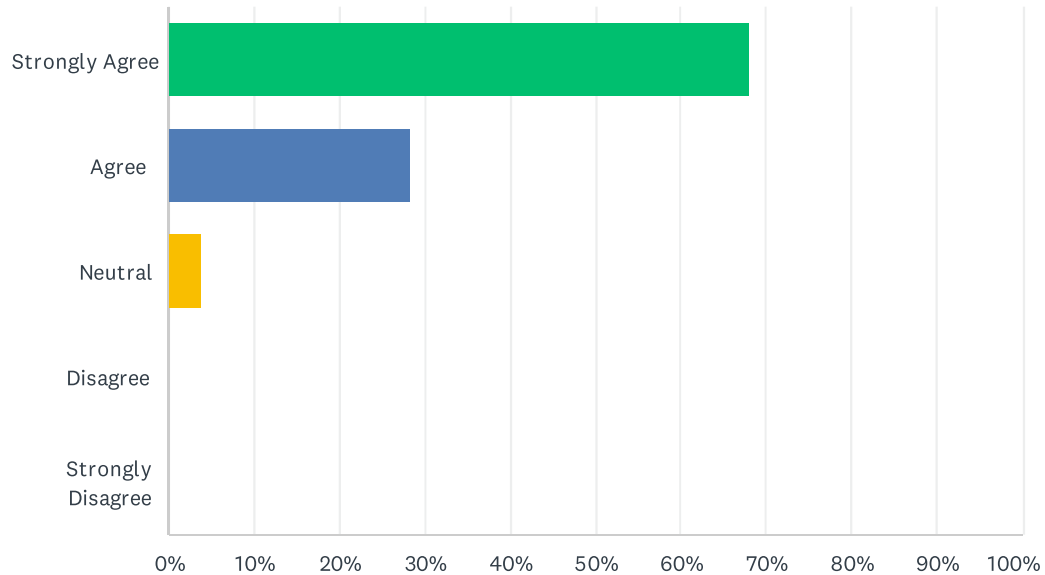
Answered: 53   Skipped: 10



| ANSWER CHOICES    | RESPONSES |    |
|-------------------|-----------|----|
| Strongly Agree    | 47.17%    | 25 |
| Agree             | 37.74%    | 20 |
| Neutral           | 13.21%    | 7  |
| Disagree          | 1.89%     | 1  |
| Strongly Disagree | 0.00%     | 0  |
| TOTAL             |           | 53 |

## Q35 Employees and Managers of PSL Services/STRIVE are focused on solutions rather than blame.

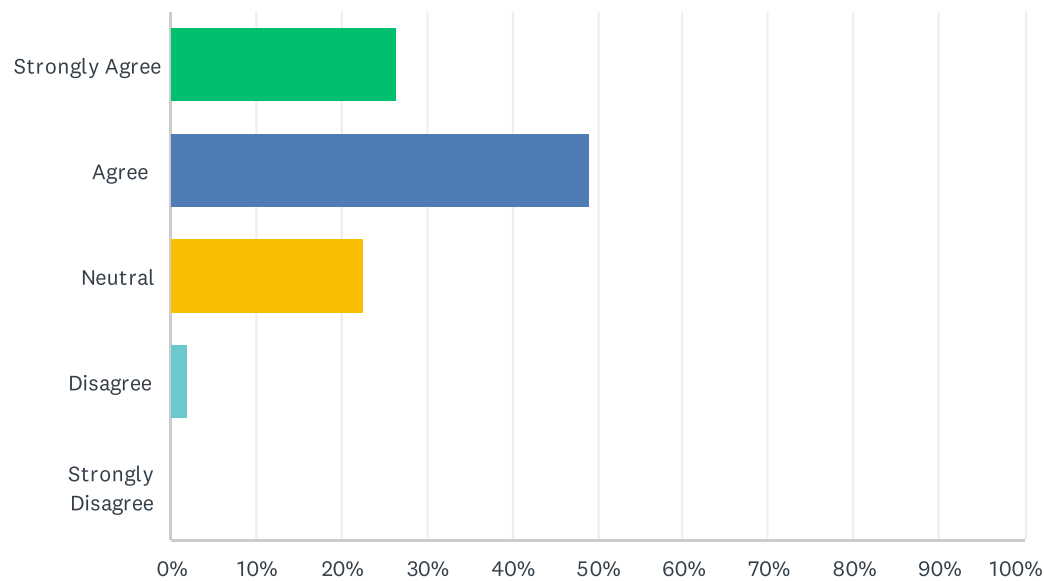
Answered: 53   Skipped: 10



| ANSWER CHOICES    | RESPONSES |    |
|-------------------|-----------|----|
| Strongly Agree    | 67.92%    | 36 |
| Agree             | 28.30%    | 15 |
| Neutral           | 3.77%     | 2  |
| Disagree          | 0.00%     | 0  |
| Strongly Disagree | 0.00%     | 0  |
| TOTAL             |           | 53 |

Q36 Communication among departments is well coordinated.

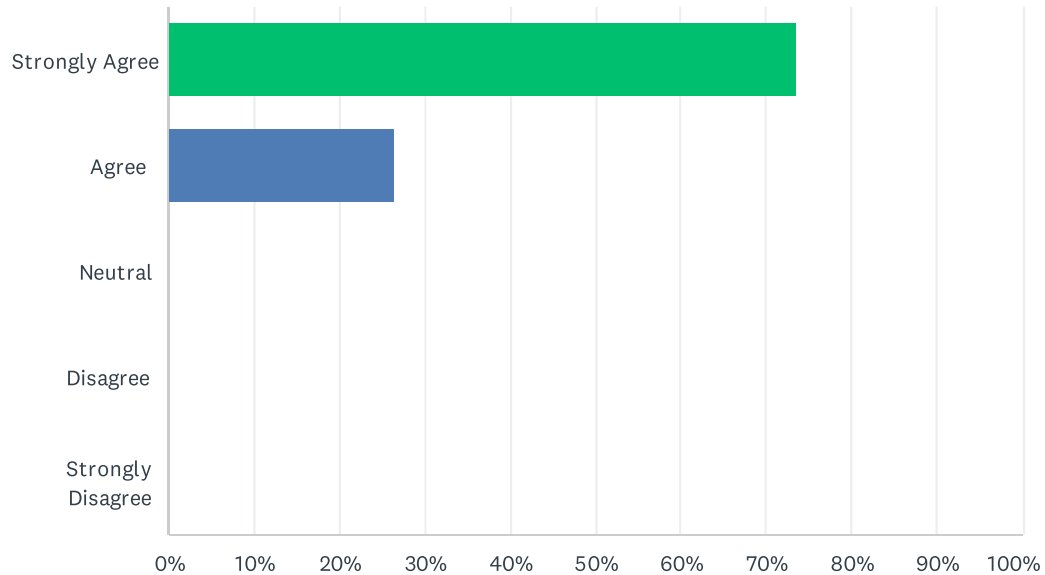
Answered: 53    Skipped: 10



| ANSWER CHOICES    | RESPONSES |    |
|-------------------|-----------|----|
| Strongly Agree    | 26.42%    | 14 |
| Agree             | 49.06%    | 26 |
| Neutral           | 22.64%    | 12 |
| Disagree          | 1.89%     | 1  |
| Strongly Disagree | 0.00%     | 0  |
| TOTAL             |           | 53 |

### Q37 I believe management is committed to working towards the company's mission, vision, values, and objectives.

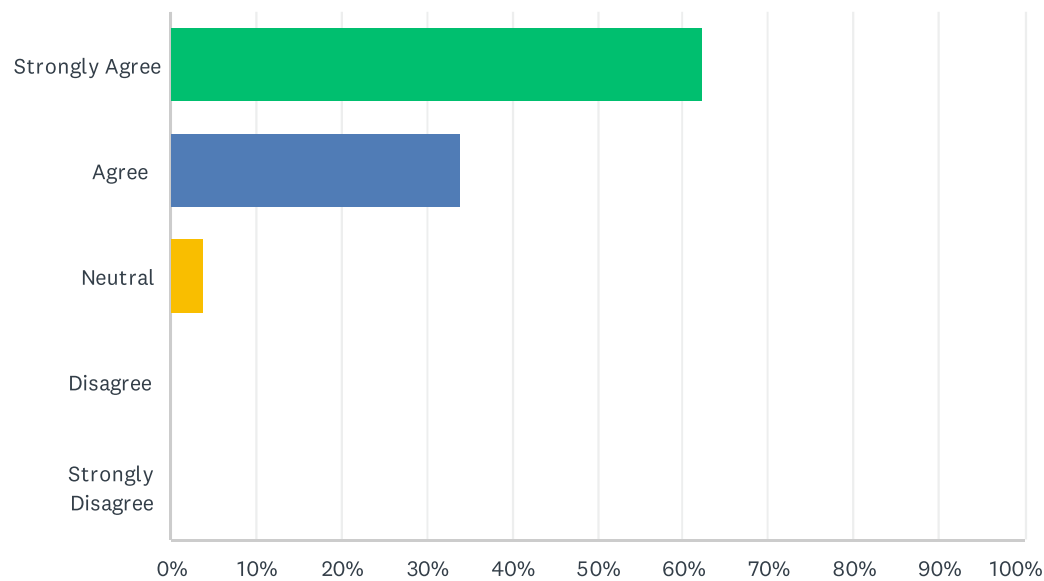
Answered: 53   Skipped: 10



| ANSWER CHOICES    | RESPONSES |    |
|-------------------|-----------|----|
| Strongly Agree    | 73.58%    | 39 |
| Agree             | 26.42%    | 14 |
| Neutral           | 0.00%     | 0  |
| Disagree          | 0.00%     | 0  |
| Strongly Disagree | 0.00%     | 0  |
| TOTAL             |           | 53 |

Q38 I understand our work rules and policies.

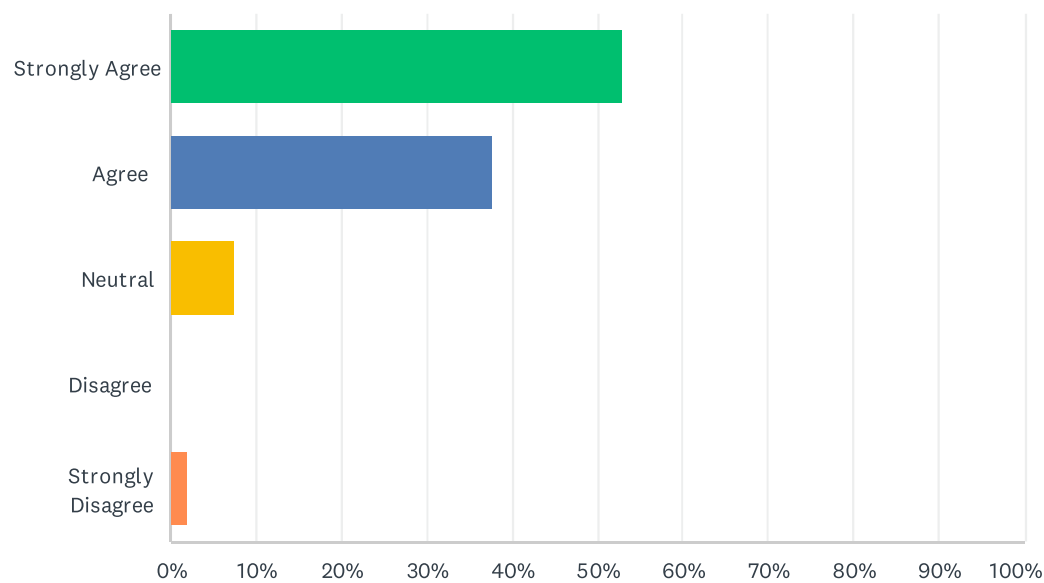
Answered: 53    Skipped: 10



| ANSWER CHOICES    | RESPONSES |    |
|-------------------|-----------|----|
| Strongly Agree    | 62.26%    | 33 |
| Agree             | 33.96%    | 18 |
| Neutral           | 3.77%     | 2  |
| Disagree          | 0.00%     | 0  |
| Strongly Disagree | 0.00%     | 0  |
| TOTAL             |           | 53 |

Q39 Our policies and rules are applied consistently and fairly.

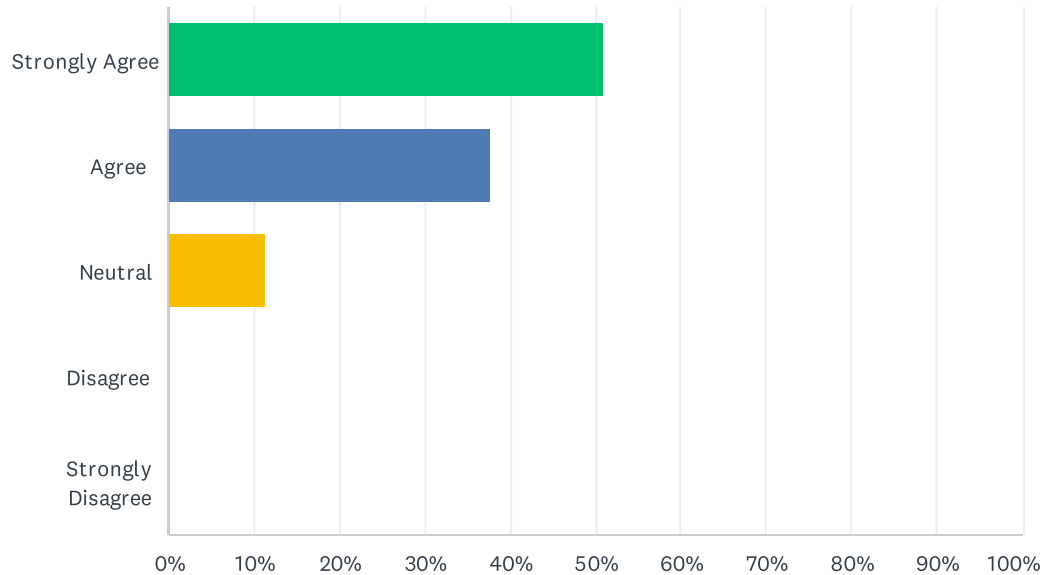
Answered: 53    Skipped: 10



| ANSWER CHOICES    | RESPONSES |    |
|-------------------|-----------|----|
| Strongly Agree    | 52.83%    | 28 |
| Agree             | 37.74%    | 20 |
| Neutral           | 7.55%     | 4  |
| Disagree          | 0.00%     | 0  |
| Strongly Disagree | 1.89%     | 1  |
| TOTAL             |           | 53 |

## Q40 PSL Services/STRIVE focuses on developing people and helping them grow professionally.

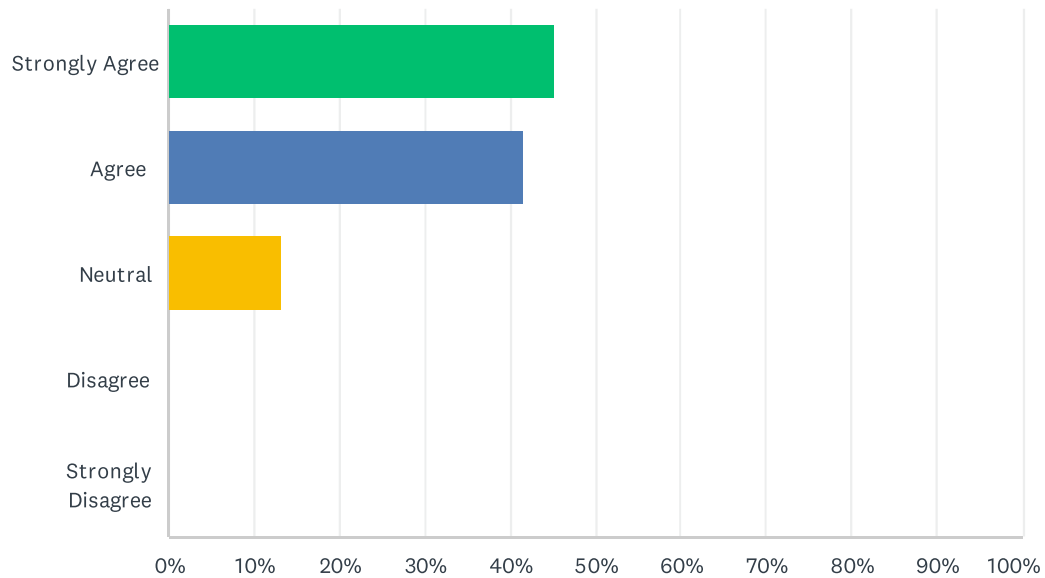
Answered: 53   Skipped: 10



| ANSWER CHOICES    | RESPONSES |    |
|-------------------|-----------|----|
| Strongly Agree    | 50.94%    | 27 |
| Agree             | 37.74%    | 20 |
| Neutral           | 11.32%    | 6  |
| Disagree          | 0.00%     | 0  |
| Strongly Disagree | 0.00%     | 0  |
| TOTAL             |           | 53 |

## Q41 PSL Services/STRIVE promotes people based on performance.

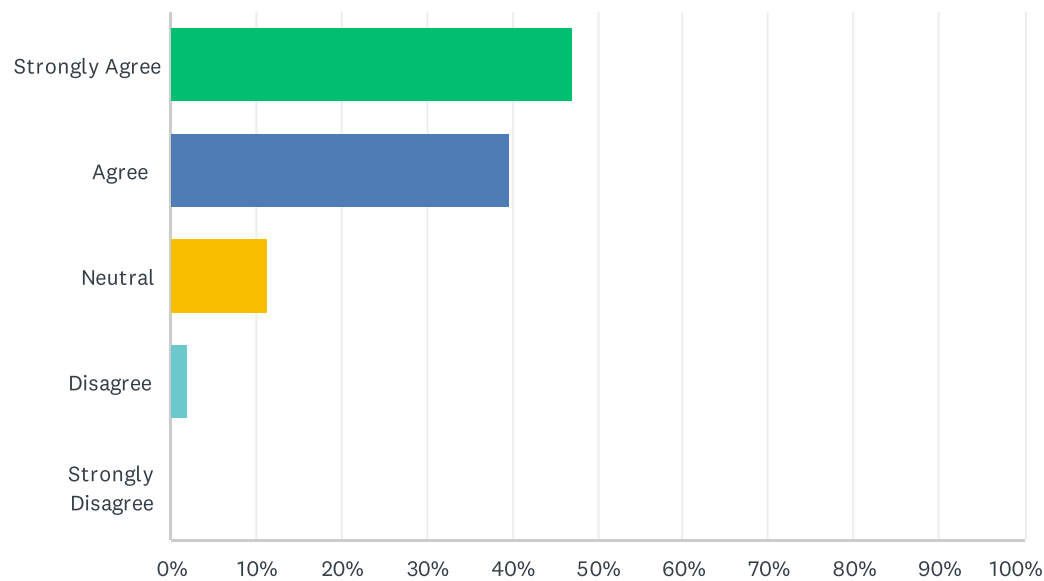
Answered: 53   Skipped: 10



| ANSWER CHOICES    | RESPONSES |    |
|-------------------|-----------|----|
| Strongly Agree    | 45.28%    | 24 |
| Agree             | 41.51%    | 22 |
| Neutral           | 13.21%    | 7  |
| Disagree          | 0.00%     | 0  |
| Strongly Disagree | 0.00%     | 0  |
| TOTAL             |           | 53 |

Q42 I am kept informed about what’s going on in the company.

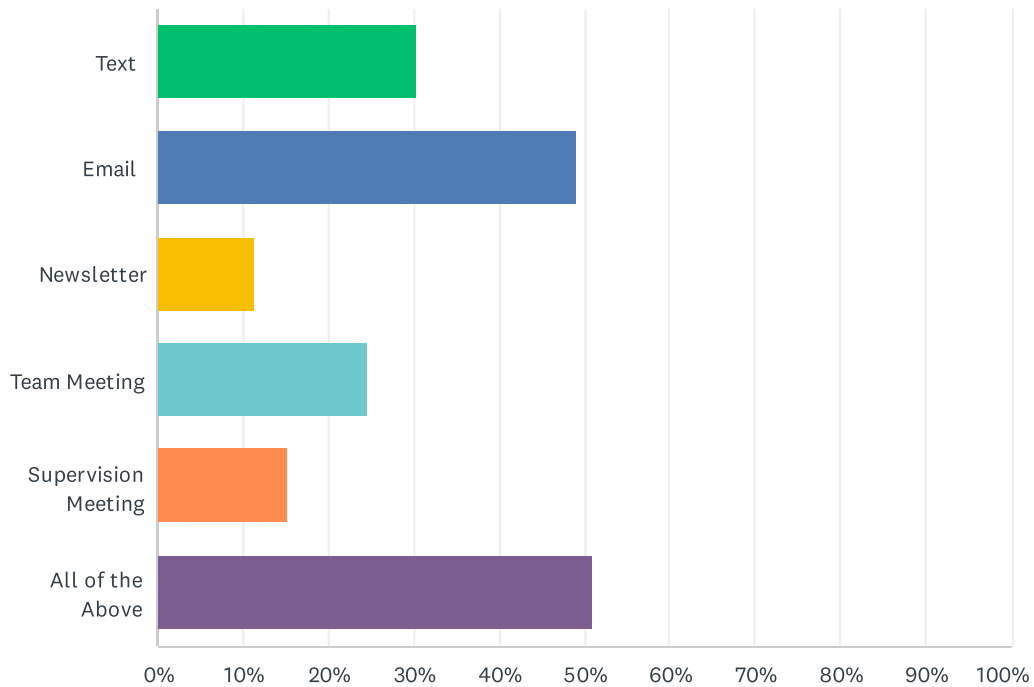
Answered: 53    Skipped: 10



| ANSWER CHOICES    | RESPONSES |    |
|-------------------|-----------|----|
| Strongly Agree    | 47.17%    | 25 |
| Agree             | 39.62%    | 21 |
| Neutral           | 11.32%    | 6  |
| Disagree          | 1.89%     | 1  |
| Strongly Disagree | 0.00%     | 0  |
| TOTAL             |           | 53 |

## Q43 I would like to receive information via:

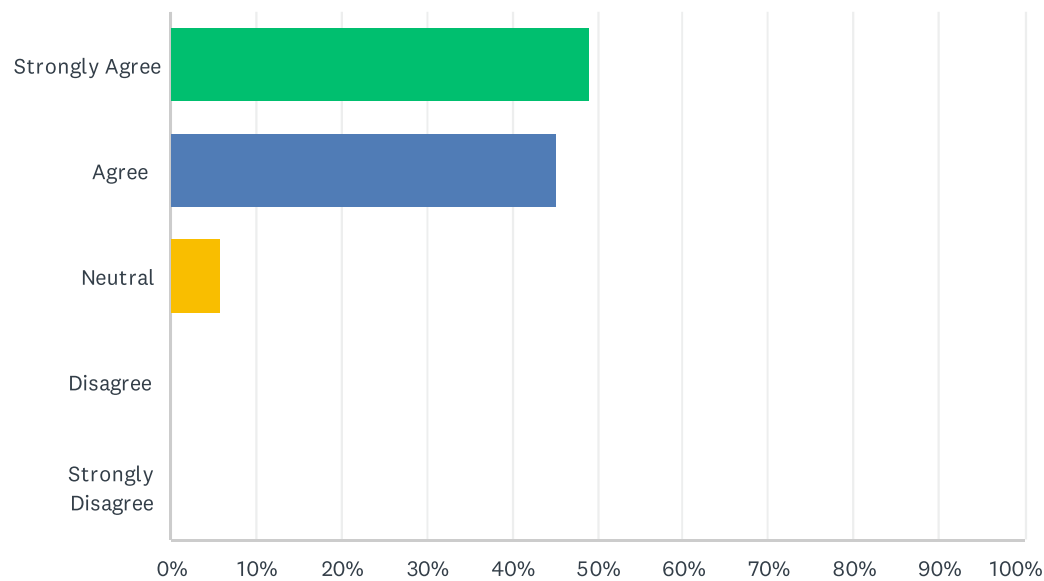
Answered: 53   Skipped: 10



| ANSWER CHOICES        | RESPONSES |    |
|-----------------------|-----------|----|
| Text                  | 30.19%    | 16 |
| Email                 | 49.06%    | 26 |
| Newsletter            | 11.32%    | 6  |
| Team Meeting          | 24.53%    | 13 |
| Supervision Meeting   | 15.09%    | 8  |
| All of the Above      | 50.94%    | 27 |
| Total Respondents: 53 |           |    |

Q44 I feel I have job security.

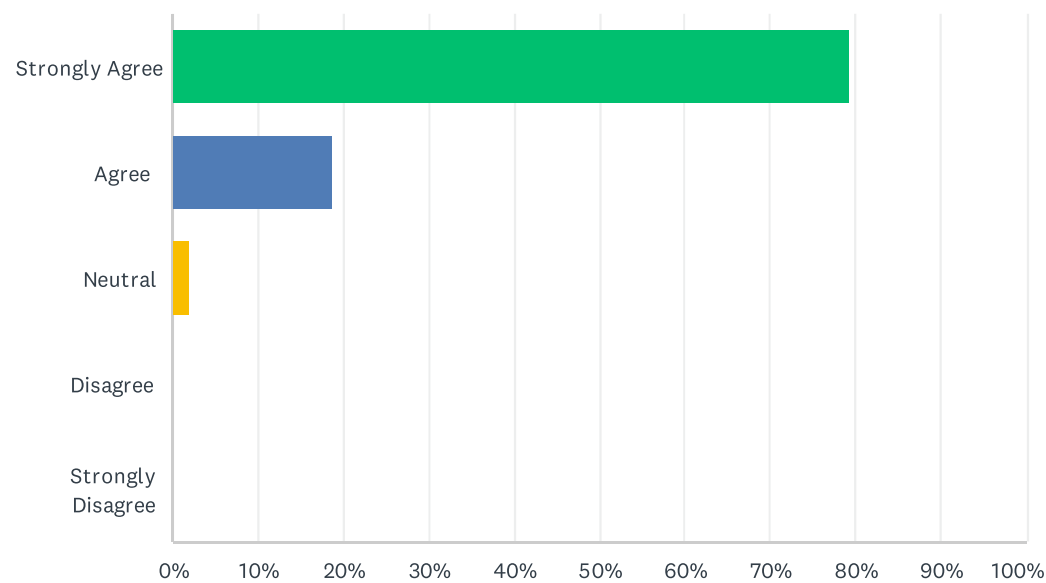
Answered: 53    Skipped: 10



| ANSWER CHOICES    | RESPONSES |    |
|-------------------|-----------|----|
| Strongly Agree    | 49.06%    | 26 |
| Agree             | 45.28%    | 24 |
| Neutral           | 5.66%     | 3  |
| Disagree          | 0.00%     | 0  |
| Strongly Disagree | 0.00%     | 0  |
| TOTAL             |           | 53 |

Q45 I am happy with the decision to work at this company.

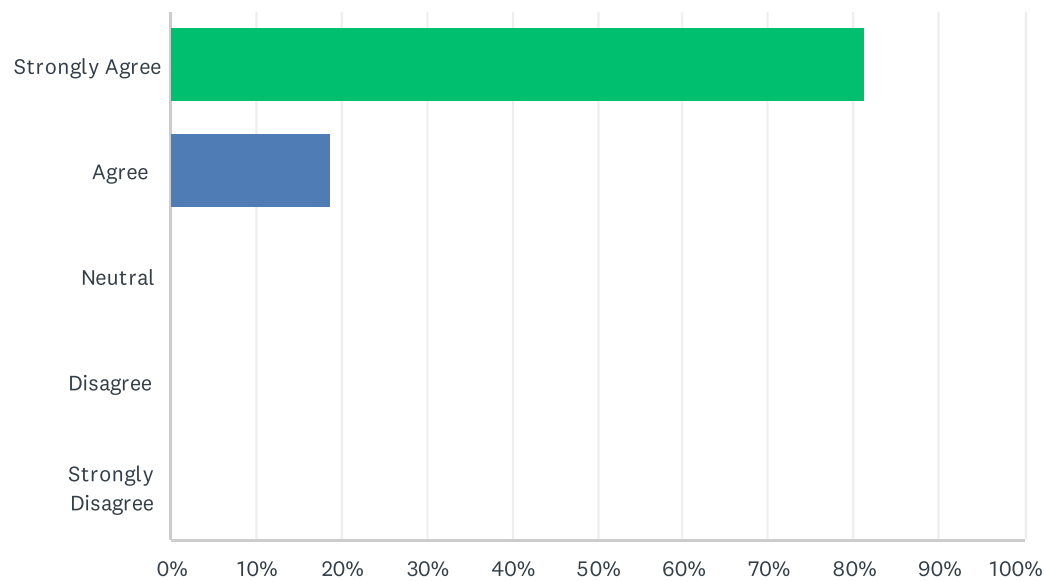
Answered: 53    Skipped: 10



| ANSWER CHOICES    | RESPONSES |    |
|-------------------|-----------|----|
| Strongly Agree    | 79.25%    | 42 |
| Agree             | 18.87%    | 10 |
| Neutral           | 1.89%     | 1  |
| Disagree          | 0.00%     | 0  |
| Strongly Disagree | 0.00%     | 0  |
| TOTAL             |           | 53 |

Q46 Overall, I feel this is a good place to work.

Answered: 53    Skipped: 10



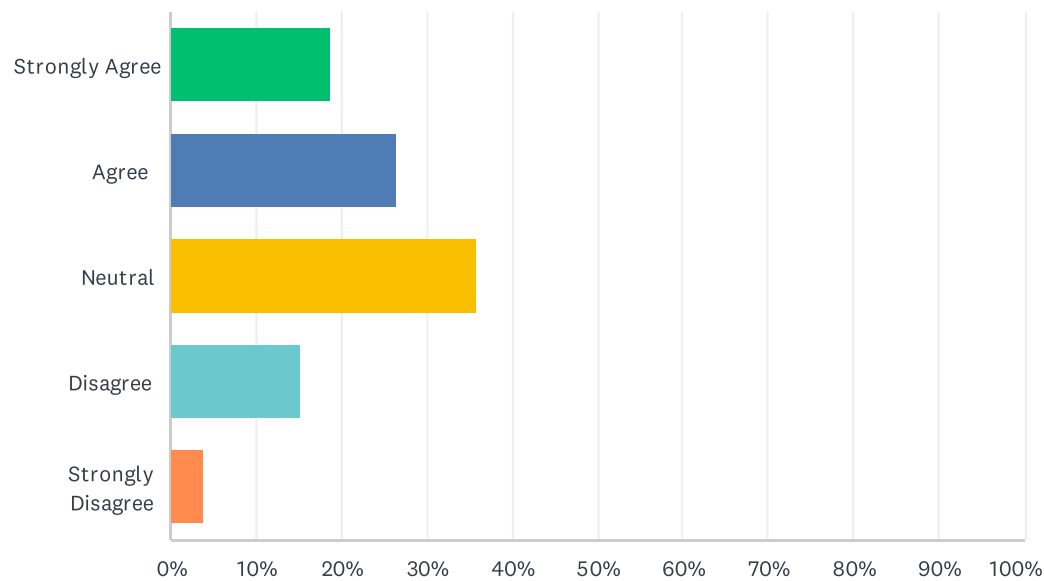
| ANSWER CHOICES    | RESPONSES |    |
|-------------------|-----------|----|
| Strongly Agree    | 81.13%    | 43 |
| Agree             | 18.87%    | 10 |
| Neutral           | 0.00%     | 0  |
| Disagree          | 0.00%     | 0  |
| Strongly Disagree | 0.00%     | 0  |
| TOTAL             |           | 53 |

## Q47 How would you like to be recognized for your work?

Answered: 53   Skipped: 10

Q48 I believe my compensation is competitive to the local marketplace.

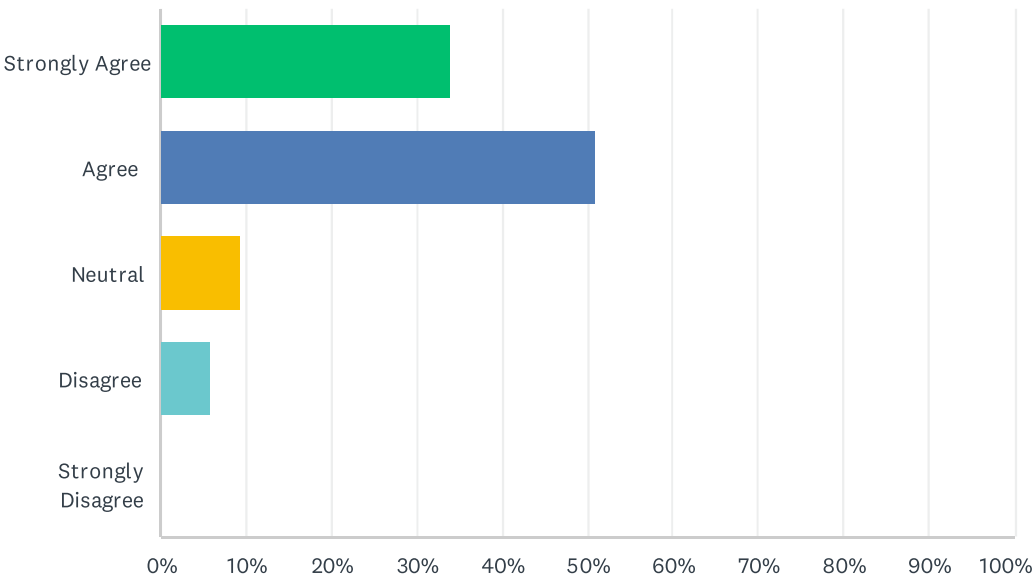
Answered: 53    Skipped: 10



| ANSWER CHOICES    | RESPONSES |    |
|-------------------|-----------|----|
| Strongly Agree    | 18.87%    | 10 |
| Agree             | 26.42%    | 14 |
| Neutral           | 35.85%    | 19 |
| Disagree          | 15.09%    | 8  |
| Strongly Disagree | 3.77%     | 2  |
| TOTAL             |           | 53 |

Q49 I understand how the compensation system works.

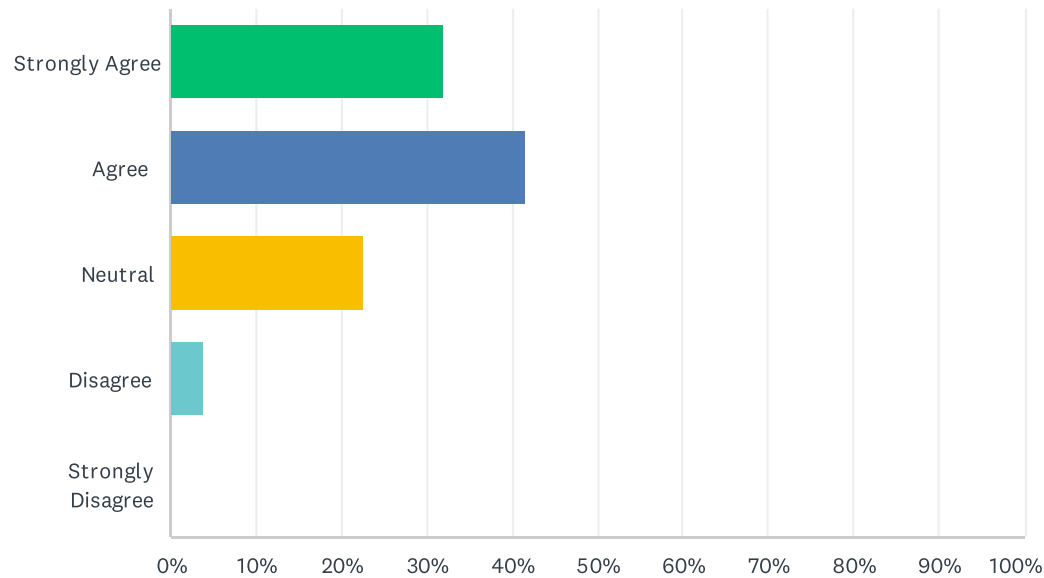
Answered: 53    Skipped: 10



| ANSWER CHOICES    | RESPONSES |    |
|-------------------|-----------|----|
| Strongly Agree    | 33.96%    | 18 |
| Agree             | 50.94%    | 27 |
| Neutral           | 9.43%     | 5  |
| Disagree          | 5.66%     | 3  |
| Strongly Disagree | 0.00%     | 0  |
| TOTAL             |           | 53 |

Q50 I feel our benefits are competitive.

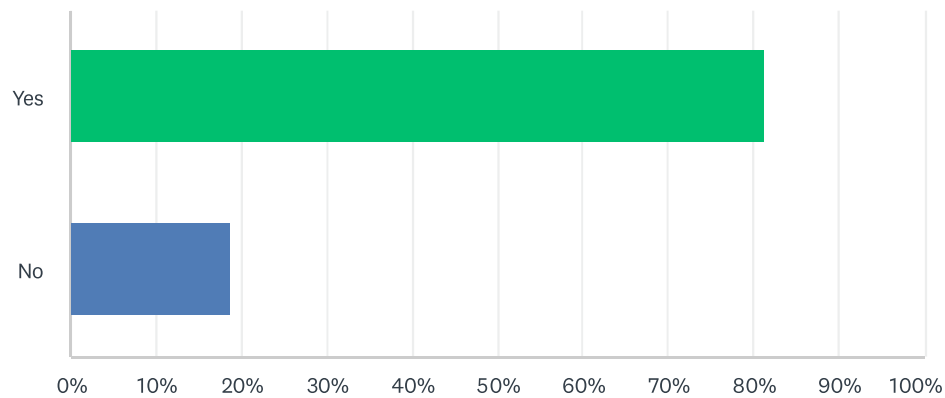
Answered: 53    Skipped: 10



| ANSWER CHOICES    | RESPONSES |    |
|-------------------|-----------|----|
| Strongly Agree    | 32.08%    | 17 |
| Agree             | 41.51%    | 22 |
| Neutral           | 22.64%    | 12 |
| Disagree          | 3.77%     | 2  |
| Strongly Disagree | 0.00%     | 0  |
| TOTAL             |           | 53 |

Q51 Are you aware of our annual merit based pay increase policy based on employee performance?

Answered: 53    Skipped: 10



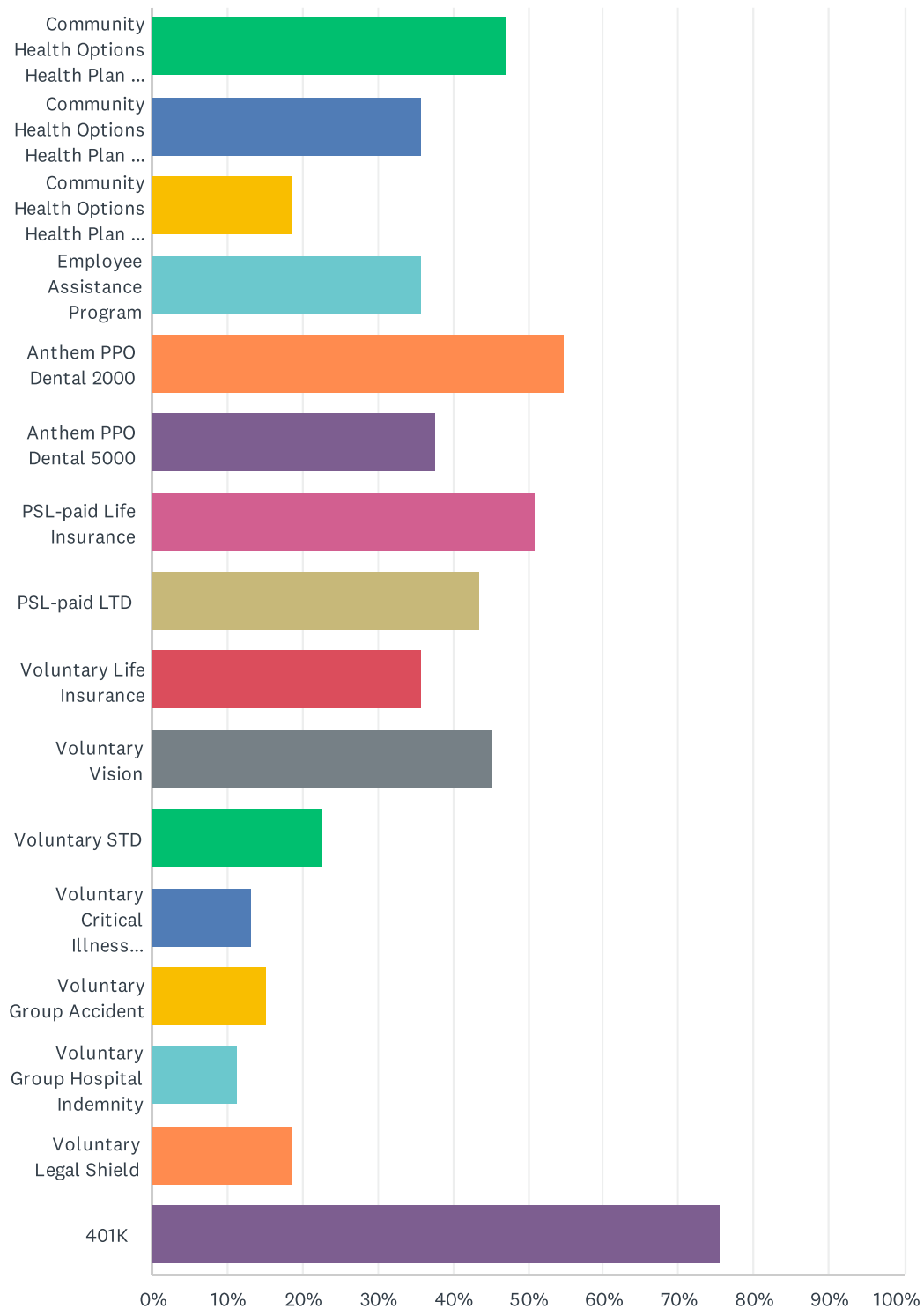
| ANSWER CHOICES |  | RESPONSES |    |
|----------------|--|-----------|----|
| Yes            |  | 81.13%    | 43 |
| No             |  | 18.87%    | 10 |
| TOTAL          |  |           | 53 |

Q52 Please share your thoughts on improving our insurance benefits structure, including any different types of benefits you'd like to see offered:

Answered: 29   Skipped: 34

## Q53 Please check the following benefits that are importance to you:

Answered: 53   Skipped: 10



## Employee Satisfaction Survey 2025

| ANSWER CHOICES                                      | RESPONSES |    |
|---|-----------|----|
| Community Health Options Health Plan PPO 6500 w/HRA | 47.17%    | 25 |
| Community Health Options Health Plan HSA Plus 5000  | 35.85%    | 19 |
| Community Health Options Health Plan HSA Plus 6500  | 18.87%    | 10 |
| Employee Assistance Program                         | 35.85%    | 19 |
| Anthem PPO Dental 2000                              | 54.72%    | 29 |
| Anthem PPO Dental 5000                              | 37.74%    | 20 |
| PSL-paid Life Insurance                             | 50.94%    | 27 |
| PSL-paid LTD  | 43.40%    | 23 |
| Voluntary Life Insurance                            | 35.85%    | 19 |
| Voluntary Vision                                    | 45.28%    | 24 |
| Voluntary STD                                       | 22.64%    | 12 |
| Voluntary Critical Illness Insurance                | 13.21%    | 7  |
| Voluntary Group Accident                            | 15.09%    | 8  |
| Voluntary Group Hospital Indemnity                  | 11.32%    | 6  |
| Voluntary Legal Shield                              | 18.87%    | 10 |
| 401K  | 75.47%    | 40 |
| Total Respondents: 53                               |           |    |

## Q54 What other Benefits would you like to see offered to employees?

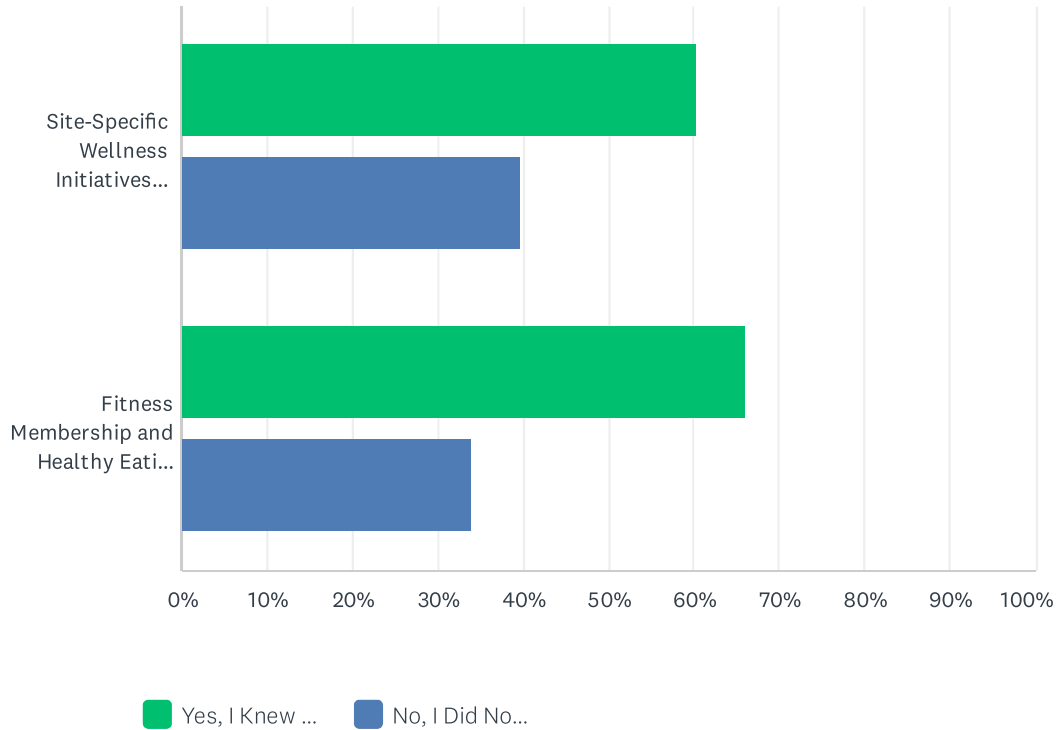
Answered: 24   Skipped: 39

Q55 What are your ideas for improving the employee wellness program?

Answered: 25   Skipped: 38

## Q56 Are you aware that PSL Services/STRIVE offers the following wellness opportunities:

Answered: 53 Skipped: 10



|   | YES, I KNEW ABOUT THIS | NO, I DID NOT KNOW ABOUT THIS | TOTAL |
|---|------------------------|-------------------------------|-------|
| Site-Specific Wellness Initiatives (e.g. Central Office Wellness Walks) | 60.38%<br>32           | 39.62%<br>21                  | 53    |
| Fitness Membership and Healthy Eating Financial Incentives              | 66.04%<br>35           | 33.96%<br>18                  | 53    |

## Q57 Additional Comments:

Answered: 15   Skipped: 48

Q58 What obstacles/boundaries (if any) do you feel you face that keeps you from doing your job at a very high level?

Answered: 27   Skipped: 36

Q59 Please share any thoughts you have that we haven't addressed in this employee satisfaction survey:

Answered: 19   Skipped: 44